



NCS
MULTISTAGE

2023 Annual Report

Fracturing Systems
Tracer Diagnostics
Well Construction
Enhanced Recovery
Repeat Precision

UNITED STATES
SECURITIES AND EXCHANGE COMMISSION
Washington, D.C. 20549

FORM 10-K

(Mark One)

ANNUAL REPORT PURSUANT TO SECTION 13 OR 15(d) OF THE SECURITIES EXCHANGE ACT OF 1934
For the fiscal year ended December 31, 2023

or

TRANSITION REPORT PURSUANT TO SECTION 13 OR 15(d) OF THE SECURITIES EXCHANGE ACT OF 1934
For the transition period from _____ to _____

Commission file number: 001-38071

NCS Multistage Holdings, Inc.

(Exact name of registrant as specified in its charter)

Delaware

(State or other jurisdiction of
incorporation or organization)

46-1527455

(IRS Employer
Identification number)

19350 State Highway 249, Suite 600

Houston, Texas

(Address of principal executive offices)

77070

(Zip Code)

Registrant's telephone number, including area code: (281) 453-2222

Securities registered pursuant to Section 12(b) of the Act:

Title of each class	Trading Symbol(s)	Name of each exchange on which registered
Common Stock, \$0.01 par value	NCSM	Nasdaq Capital Market

Securities registered pursuant to section 12(g) of the Act: None

Indicate by check mark if the registrant is a well-known seasoned issuer, as defined in Rule 405 of the Securities Act. Yes No

Indicate by check mark if the registrant is not required to file reports pursuant to Section 13 or Section 15(d) of the Act. Yes No

Indicate by check mark whether the registrant (1) has filed all reports required to be filed by Section 13 or 15(d) of the Securities Exchange Act of 1934 during the preceding 12 months (or for such shorter period that the registrant was required to file such reports), and (2) has been subject to such filing requirements for the past 90 days. Yes No

Indicate by check mark whether the registrant has submitted electronically every Interactive Data File required to be submitted pursuant to Rule 405 of Regulation S-T (§232.405 of this chapter) during the preceding 12 months (or for such shorter period that the registrant was required to submit such files). Yes No

Indicate by check mark whether the registrant is a large accelerated filer, an accelerated filer, a non-accelerated filer, a smaller reporting company, or an emerging growth company. See the definitions of "large accelerated filer," "accelerated filer," "smaller reporting company," and "emerging growth company" in Rule 12b-2 of the Exchange Act.

Large accelerated filer

Non-accelerated filer

Accelerated filer

Smaller reporting company

Emerging growth company

If an emerging growth company, indicate by check mark if the registrant has elected not to use the extended transition period for complying with any new or revised financial accounting standards provided pursuant to Section 13(a) of the Exchange Act.

Indicate by check mark whether the registrant has filed a report on and attestation to its management's assessment of the effectiveness of its internal control over financial reporting under Section 404(b) of the Sarbanes-Oxley Act (15 U.S.C.7262(b)) by the registered public accounting firm that prepared or issued its audit report.

If securities are registered pursuant to Section 12(b) of the Act, indicate by check mark whether the financial statements of the registrant included in the filing reflect the correction of an error to previously issued financial statements.

Indicate by check mark whether any of those error corrections are restatements that required a recovery analysis of incentive-based compensation received by any of the registrant's executive officers during the relevant recovery period pursuant to §240.10D-1(b).

Indicate by check mark whether the registrant is a shell company (as defined in Rule 12b-2 of the Act). Yes No

As of June 30, 2023, the aggregate market value of the common stock of the registrant held by non-affiliates of the registrant was approximately \$12.7 million (based on the closing sale price of the registrant's common stock on that date).

As of March 6, 2024, there were 2,485,708 shares of common stock outstanding.

Portions of the definitive proxy statement for the registrant's 2024 Annual Meeting of Stockholders are incorporated by reference in Part III of this Form 10-K. Such proxy statement will be filed with the Securities and Exchange Commission not later than 120 days after December 31, 2023.

TABLE OF CONTENTS

	Page
PART I	
Item 1. Business	5
Item 1A. Risk Factors	13
Item 1B. Unresolved Staff Comments	35
Item 1C. Cybersecurity	35
Item 2. Properties	35
Item 3. Legal Proceedings	35
Item 4. Mine Safety Disclosures	35
PART II	
Item 5. Market for Registrant’s Common Equity, Related Stockholder Matters and Issuer Purchases of Equity Securities	36
Item 6. [Reserved]	36
Item 7. Management’s Discussion and Analysis of Financial Condition and Results of Operations	37
Item 7A. Quantitative and Qualitative Disclosures About Market Risk	48
Item 8. Financial Statements and Supplementary Data	49
Item 9. Changes in and Disagreements With Accountants on Accounting and Financial Disclosure	78
Item 9A. Controls and Procedures	78
Item 9B. Other Information	78
Item 9C. Disclosure Regarding Foreign Jurisdictions that Prevent Inspections	78
PART III	
Item 10. Directors, Executive Officers and Corporate Governance	79
Item 11. Executive Compensation	79
Item 12. Security Ownership of Certain Beneficial Owners and Management and Related Stockholder Matters	79
Item 13. Certain Relationships and Related Transactions, and Director Independence	79
Item 14. Principal Accountant Fees and Services	79
PART IV	
Item 15. Exhibit and Financial Statement Schedules	80
Item 16. Form 10-K Summary	82
Signatures	83

CAUTIONARY NOTE REGARDING FORWARD-LOOKING STATEMENTS

This Annual Report on Form 10-K (this “Form 10-K”) includes certain forward-looking statements within the meaning of the Private Securities Litigation Reform Act of 1995. Forward-looking statements can be identified by words such as “anticipates,” “intends,” “plans,” “seeks,” “believes,” “estimates,” “expects” and similar references to future periods, or by the inclusion of forecasts or projections. Examples of forward-looking statements include, but are not limited to, statements we make regarding the outlook for our future business and financial performance, such as those contained in Item 7. “Management’s Discussion and Analysis of Financial Condition and Results of Operations.”

Forward-looking statements are based on our current expectations and assumptions regarding our business, the economy and other future conditions. Because forward-looking statements relate to the future, by their nature, they are subject to inherent uncertainties, risks and changes in circumstances that are difficult to predict. As a result, our actual results may differ materially from those contemplated by the forward-looking statements. Important factors that could cause our actual results to differ materially from those in the forward-looking statements include regional, national or global political, economic, business, competitive, market and regulatory conditions and the following:

- declines in the level of oil and natural gas exploration and production (“E&P”) activity in Canada, the United States and internationally;
- oil and natural gas price fluctuations;
- significant competition for our products and services that results in pricing pressures, reduced sales, or reduced market share;
- inability to successfully implement our strategy of increasing sales of products and services into the U.S. and international markets;
- loss of significant customers;
- losses and liabilities from uninsured or underinsured business activities and litigation;
- our failure to identify and consummate potential acquisitions;
- the financial health of our customers including their ability to pay for products or services provided;
- our inability to integrate or realize the expected benefits from acquisitions;
- our inability to achieve suitable price increases to offset the impacts of cost inflation;
- loss of any of our key suppliers or significant disruptions negatively impacting our supply chain;
- risks in attracting and retaining qualified employees and key personnel;
- risks resulting from the operations of our joint venture arrangement;
- currency exchange rate fluctuations;
- impact of severe weather conditions;
- our inability to accurately predict customer demand, which may result in us holding excess or obsolete inventory;
- impairment in the carrying value of long-lived assets including goodwill;
- failure to comply with or changes to federal, state and local and non-U.S. laws and other regulations, including anti-corruption and environmental regulations, guidelines and regulations for the use of explosives;
- change in trade policy, including the impact of tariffs;
- our inability to successfully develop and implement new technologies, products and services that align with the needs of our customers, including addressing the shift to more non-traditional energy markets as part of the energy transition;
- our inability to protect and maintain critical intellectual property assets or losses and liabilities from adverse decisions in intellectual property disputes;
- loss of, or interruption to, our information and computer systems;
- system interruptions or failures, including complications with our enterprise resource planning system (“ERP”), cybersecurity breaches, identity theft or other disruptions that could compromise our information;
- our failure to establish and maintain effective internal control over financial reporting;
- restrictions on the availability of our customers to obtain water essential to the drilling and hydraulic fracturing processes;

- changes in legislation or regulation governing the oil and natural gas industry, including restrictions on emissions of greenhouse gases (“GHGs”);
- our inability to meet regulatory requirements for use of certain chemicals by our tracer diagnostics business;
- the reduction in our asset-based revolving credit facility (“ABL Facility”) borrowing base or our inability to comply with the covenants in our debt agreements; and
- our inability to obtain sufficient liquidity on reasonable terms, or at all.

See Item 1A. “Risk Factors” and Item 7. “Management’s Discussion and Analysis of Financial Condition and Results of Operations” of this Form 10-K for a further description of these and other factors that could cause actual results to differ materially from those in the forward-looking statements. For the reasons described above, we caution you against relying on any forward-looking statements, which should also be read in conjunction with the other cautionary statements that are included elsewhere in this Form 10-K. Any forward-looking statement made by us in this Form 10-K speaks only as of the date on which we make it. Factors or events that could cause our actual results to differ may emerge from time to time, and it is not possible for us to predict all of them. We undertake no obligation to publicly update or revise any forward-looking statement, whether as a result of new information, future developments or otherwise, except as may be required by law.

Trademarks and Trade Names

We own or have the rights to use various trademarks, service marks and trade names referred to in this Form 10-K, including, among others, AirLock, MultiCycle, OST, Innovus, Terrus, Ratek, Proppex, Vecturon, Vectraset, PurpleSeal, PurpleFire, FracSure Express, PurpleSet, Repeat Precision and NCS and their respective logos. Solely for convenience, we refer to trademarks, service marks and trade names in this Form 10-K without the TM, SM and ® symbols. Such references are not intended to indicate, in any way, that we will not assert, to the fullest extent permitted by law, our rights to our trademarks, service marks and trade names. Third party trademarks, service marks or trade names appearing in this Form 10-K are the property of their respective owners.

Available information

Our website address is www.ncsmultistage.com. Information that we furnish to or file with the Securities and Exchange Commission (the “SEC”), including our annual reports on Form 10-K, quarterly reports on Form 10-Q, current reports on Form 8-K, proxy statements, and any amendments to, or exhibits included in, those reports or statements are available for download, free of charge, on our website as soon as reasonably practicable after such materials are filed with or furnished to the SEC. From time to time, we also post announcements, updates, events, investor information and presentations on our website at <http://ir.ncsmultistage.com> in addition to copies of all recent press releases as means of disclosing material non-public information and for complying with our disclosure obligations under Regulation FD. Reports and statements that we file with or furnish to the SEC, including related exhibits, are also available on the SEC’s website at www.sec.gov. The contents of the websites referred to above are not incorporated into this filing. References to the URLs for these websites are intended to be inactive textual references only.

PART I

Item 1. Business

Overview

NCS Multistage Holdings, Inc. (“NCS,” the “Company,” “we,” “our” or “us”) is a leading provider of highly engineered products and support services that facilitate the optimization of oil and natural gas well construction, well completions and field development strategies. We provide our products and services primarily to E&P companies for use in onshore and offshore wells, predominantly wells that have been drilled with horizontal laterals in both unconventional and conventional oil and natural gas formations. Our products and services are utilized in oil and natural gas basins throughout North America and in selected international markets, including the North Sea, the Middle East, Argentina and China. Our extensive research and development efforts are influenced and driven by the needs of our customers, allowing us to introduce innovative and commercial solutions that improve customer efficiency and profitability. We provided our products and services to over 225 customers in 2023, including leading large independent oil and natural gas companies and major oil companies.

Our primary offering is our fracturing systems products and services, which enable efficient pinpoint stimulation: the process of individually stimulating each entry point into a formation targeted by an oil or natural gas well. We began providing pinpoint stimulation products and services in 2006. Our fracturing systems products and services can be used in both cemented and open-hole wellbores and enable our customers to precisely place stimulation treatments in a more controlled and repeatable manner as compared with traditional completion techniques. Fracturing systems products and services include our casing-installed sliding sleeves and downhole frac isolation assembly. Customers typically purchase our casing-installed sliding sleeves, a consumable product that is typically cemented at intervals into the casing of the wellbore, and may utilize our services, whereby our personnel supervise the use of our downhole frac isolation assembly during completion operations. Our fracturing systems products and services are utilized in conjunction with third-party providers of pressure pumping, coiled tubing and other services.

As an extension of fracturing systems, we offer enhanced recovery systems, which enable our customers to inject water, other fluids, or gases in a controlled manner with the objective of increasing the amount of hydrocarbons produced from their assets.

We own a 50% controlling interest in Repeat Precision, LLC (“Repeat Precision”), which we consolidate. Repeat Precision sells composite frac plugs, perforating guns and related products directly to its customers and provides high-quality machining services for NCS products.

We provide tracer diagnostics services for well completion and reservoir characterization that utilize downhole chemical and radioactive tracers. Our customers utilize these services to better characterize their assets and to optimize completion designs. Chemical and radioactive tracer studies may provide a cost-effective and reliable means to determine the production profile along a lateral, assess fluid and proppant communication between wells during completions and determine the efficiency of completion designs at the stage and cluster level.

We sell products for well construction, including our casing buoyancy systems, liner hanger systems and toe initiation sleeves. Our customers utilize these products to safely and efficiently install casing and production liners, facilitate cementing operations and initiate a flow path into the formation at the commencement of stimulation operations.

Our revenue for the years ended December 31, 2023 and 2022 totaled \$142.5 million and \$155.6 million, respectively. Our net loss attributable to NCS Multistage Holdings, Inc. for the years ended December 31, 2023 and 2022 totaled \$(3.2) million and \$(1.1) million, respectively. Our total assets as of December 31, 2023 and 2022 totaled \$152.0 million and \$138.6 million, respectively. For additional financial information by geographic area, see “Note 3. Segment and Geographic Information” of our consolidated financial statements.

Business Strategy

Our business strategy is to increase the adoption of our products and services in the United States, Canada and select international markets, to continue to be an innovator of technology and to create value for our stockholders. We intend to achieve these objectives by (i) pursuing disciplined organic growth and increasing our market share through adoption of our products and services in the United States, Canada and in select international markets, (ii) developing and introducing innovative technologies that are aligned with customer needs, (iii) maintaining financial strength and flexibility and (iv) selectively pursuing complementary mergers, acquisitions and joint ventures.

In 2017, we applied this strategy and diversified our revenue through an investment in Repeat Precision and the acquisition of Spectrum Tracer Services, LLC. In 2023, approximately 65% of our revenue was derived from fracturing systems products and services and enhanced oil recovery systems, approximately 15% was derived from Repeat Precision and approximately 10% was

derived from each of our well construction products and tracer diagnostics services. This represents a more balanced portfolio, serving a larger addressable market than in 2016, when over 90% of our revenue was derived from fracturing systems products and services, with the remainder from well construction products.

Adoption of Pinpoint Stimulation

Traditional well completion techniques, including plug and perf and ball drop, currently account for the majority of unconventional well completions in North America. We believe that pinpoint stimulation can provide well completion efficiencies and some long term benefits not observed with traditional well completion techniques. Our ability to grow our market share, as evidenced by the percentage of horizontal wells in North America completed using our products and services, will depend in large part on the industry's further adoption of pinpoint stimulation, our ability to continue to innovate our technology to compete against technological advances in traditional well completion techniques, and our ability to successfully compete against other providers of pinpoint stimulation products and services, including adjusting our pricing in certain markets to respond to customer demands and to competitors that may provide discounted pricing to our market.

Increasing Well Complexity and Focus on Completion Optimization

In recent years, E&P companies have drilled longer horizontal wells and completed more hydraulic fracturing stages per well to maximize the volume of hydrocarbon recoveries per well. This trend towards longer and more complex wells has resulted in us selling more sliding sleeves or composite frac plugs per well on average, which increases our revenue opportunity per well completion and has supported sales of our casing buoyancy systems. Additionally, E&P companies have become increasingly focused on well productivity through optimization of completion designs and we believe this trend may further the adoption of pinpoint stimulation, and in turn, increase the opportunity for sales of our products and services if our customers observe operational benefits and long-term production results from the application of pinpoint stimulation. This trend towards more complex well completions provides opportunities for tracer diagnostics services, which can be utilized to assess the effectiveness of various well completion techniques and well spacing strategies in support of completion and field development optimization efforts. However, as the development of unconventional resources has matured, E&P companies have become increasingly focused on operational efficiencies and lowering the cost of the wells they drill and complete. This focus on cost has led to increased competition amongst oilfield services companies, limiting pricing power, and in some cases leading to E&P companies selecting products and services primarily based on cost as opposed to technical benefits.

Products and Services

We provide highly engineered products and support services that facilitate the optimization of oil and natural gas well construction, well completions and field development strategies. Our key products and services include:

- **Fracturing Systems.** Our fracturing systems products and services encompass our technology developed to enable efficient pinpoint stimulation, selective stage isolation and re-stimulation strategies. Pinpoint stimulation is the process of individually stimulating each entry point into an oil or natural gas formation. We believe that pinpoint stimulation provides benefits compared to traditional completion techniques. Our pinpoint stimulation solutions and refined field processes are designed to enable efficient, controlled, verifiable, and repeatable completions. Some of our products can also be utilized later in a well's life to allow for selective stage isolation or to enhance injection efficiencies if the well is converted from a production well to an injection well.

Our fracturing systems products and services are comprised of our casing-installed sliding sleeves and our downhole frac isolation assemblies, which are typically deployed using coiled tubing and can also be deployed on threaded pipe. Our services include operating the downhole frac isolation assemblies and advising customers on optimizing completion designs and field efficiencies.

- **Casing-installed sliding sleeves.** Our casing-installed sliding sleeves are a consumable product, sold to our customers and integral to a well's casing. These sliding sleeves can be used in both cemented and open-hole wellbores in vertical, deviated or horizontal wells. There is no practical limitation on the number of sleeves that can be installed in a well, and all sleeves have an inner diameter that is similar to the casing in the wellbore. Our primary model of sliding sleeves can be opened and closed multiple times throughout the life of a well. These closable sleeves provide our customers the benefit of additional completion or production options and the ability to better optimize a well's overall performance.

During completion operations, the downhole frac isolation assembly is located in the sleeve and the inner barrel of the sleeve is shifted down, exposing the frac ports to the formation, allowing the stimulation of that stage to begin. Our closable sleeves have an inner barrel that can be shifted up to re-isolate the frac ports. These sleeves can often be re-opened or re-closed at any time, allowing our customers to selectively access or isolate segments of the wellbore. Several generations of sliding sleeves have been developed over the years, each providing improvements in functionality and reliability.

- **Innovus.** The Innovus line of sliding sleeves is the current generation of our fracturing sleeves designed primarily for the onshore market. This line of sleeves comes in standard duty and heavy duty (high pressure and high rate) models.
 - **Ratek.** The Ratek line of sliding sleeves has been commercialized for more stringent environments, including high torque, high burst and collapse, and high compression environments, features that are required for many offshore applications. We offer Ratek sleeves with ISO V0 and V3 ratings.
 - **Downhole frac isolation assembly.** Our proprietary downhole frac isolation assembly is comprised of several components, including a resettable bridge plug for stage isolation, a sleeve locator to efficiently locate our sliding sleeves in the wellbore, an optional abrasive perforating sub that can create additional perforations in the casing, and gauge packages that can measure and record downhole data. The assembly tool, which is attached to coiled tubing or threaded pipe provided by a third-party, is primarily used to locate and shift our sliding sleeves open or closed. The systems provide real time-downhole pressure measurements as well as recorded pressure, temperature, and force measurements. We typically utilize the assemblies in our service to our customers and do not sell them. Our personnel operate the assemblies in coordination with other on-site service providers.
 - **Sand jet perforating.** Our sand jet perforating technology was part of the first NCS frac isolation assembly used for pinpoint stimulation. To cut access points into the formation, sand-laden fluid is pumped down the coiled tubing and through tungsten-carbide nozzles in the frac isolation assembly. The high-velocity slurry cuts a tunnel through the casing and cement and into the formation. The tunnels serve as access points for stimulation. Stimulation treatments are pumped down the annulus between the coiled tubing and the casing. This technology provides a practical option for pinpoint stimulation in wells that are already cased, such as for drilled, but uncompleted (“DUC”) wells.
 - **Enhanced Recovery.** Our Enhanced Recovery products represent an extension of our fracturing systems product line, featuring a series of injection control devices to deliver fluid at a predetermined rate to selected stages along the wellbore. These products include valve systems to extend the life of a well by conversion from primary hydrocarbon production operations to enhanced recovery operations such as waterflood or gas injection.
 - **Innovus Convertible.** This sliding sleeve is a dual barrel version of our Innovus sleeve. After the initial fracturing and production phase, a second inner barrel can be shifted to convert the frac ports to flow paths utilized to control injection. Water or gas can then be selectively injected into the reservoir at a predetermined rate suitable for enhanced recovery operations, extending the useful life of the original completion.
 - **Terrus System.** This system includes injection control devices with customizable flow rates that can be assembled into various configurations and deployed between isolation devices to create a customized water or gas injection string for installation in existing wells.
- **Repeat Precision.** Repeat Precision sells its high-performance Purple Seal line of composite frac plugs and bridge plugs, PurpleSet single-use disposable setting tools, FracSure Express systems that combine a Purple Seal Frac Plug with a single-use disposable setting tool, and related products directly to E&P companies. Repeat Precision began selling PurpleFire perforating guns, devices utilized to perforate a well’s casing, in late 2021. Entry into the perforating gun product line expanded Repeat Precision’s addressable market and compliments its existing completion tool technologies. Repeat Precision sells perforating guns to other oilfield services companies that act as distributors and convey the tools downhole for E&P companies. Repeat Precision also provides high-quality machining services for certain NCS products.
- **Tracer Diagnostics.** We provide chemical and radioactive tracer diagnostics services used by our customers to assess wellbore clearance, completion performance, well production and well-to-well communication. Our technology includes fracture fluid identifier tracers (“FFIs”), particulate water-soluble tracers (“WSTs”), particulate oil-soluble tracers (“OSTs”) and reservoir natural gas tracers (“RGTs”), which enable efficient, cost-effective downhole diagnostics, providing E&P companies with critical data to better optimize field and reservoir development and production/injection performance.
- **Well Construction.** Our well construction products are designed to allow our customers to safely and efficiently install casing and production liners, facilitate cementing operations and initiate a flow path into the formation at the commencement of stimulation operations.
 - **AirLock casing buoyancy system.** Our AirLock casing buoyancy system facilitates landing casing strings in horizontal wells to the desired depth, while minimizing running time and surface hook-load. The AirLock assembly is installed in the casing string, allowing the vertical casing section to be filled with fluid, while the lateral section remains more air-filled. The air-filled segment significantly reduces sliding friction, while the weight of the vertical section provides the force to push the casing to depth. After the casing is landed, surface pressure is increased to release and shatter the glass or ceramic seal at a predetermined pressure, leaving an unrestricted casing bore.

- ***Vecturon and Vectraset liner hanger systems.*** Our proprietary and robust liner hanger systems are specifically designed to hang and seal the production liner in complex horizontal wells. Our liner hanger systems are fully compatible with our fracturing systems products. The liner hanger is used to distribute the weight of the liner to the supporting casing. The system can be set in the absence of a wiper plug bump.
- ***Toe initiation sleeves.*** Our toe initiation sleeves are designed to provide initial formation access for multistage completions. After actuating the toe initiation sleeve, a customer can perform a casing integrity test, a pre-frac injection fall-off test, flush the wellbore to facilitate the pumping of completion tools to the toe of the well or execute the first fracturing stage for the well.

Business History

We were incorporated in Delaware on November 28, 2012, under the name “Pioneer Super Holdings, Inc.” On December 13, 2016, we changed our name to “NCS Multistage Holdings, Inc.” On May 3, 2017, we completed the initial public offering of our common stock.

Intellectual Property and Patent Protection

We have dedicated resources to the development and acquisition of new technology and products designed to optimize well construction, well completions and field development strategies, primarily for use in onshore and offshore wells drilled with horizontal laterals in both unconventional and conventional oil and natural gas formations. Our sales and earnings are influenced by our ability to successfully introduce new or improved products to the North American and international markets. Our equipment and services involve proprietary technologies, some of which are protected by patents.

We hold 65 U.S. utility patents and 46 related international utility patents, which relate to various products and services from each of our product lines, such as our casing buoyancy systems, OSTs, casing installed sliding sleeves, frac isolation assemblies, frac plug setting tools and other equipment and methods utilized in the provision of our services. Our U.S. utility patents expire between 2030 and 2040. Our international utility patents expire between 2030 and 2042.

We also have a number of U.S. and international patent applications pending. Some of these patent applications cover equipment and methods which are currently in development. The applications are in various stages of the patent prosecution process and patents may not be issued on such applications in any jurisdiction for some time, if they are issued at all.

We believe that our patents have historically been important in enabling us to compete in the market to supply our customers with our products and services. When commercially advisable, we intend to enforce, and have in the past vigorously enforced, our intellectual property rights. We are currently and, may from time to time in the future be, involved in litigation to determine the enforceability, scope and validity of our patent rights. In addition to patent rights, we employ trade secrets, or “know-how,” and other proprietary information and technology as well as intellectual property licensed from third parties.

Customers

Our customer base primarily consists of oil and natural gas producers in North America and certain international markets as well as oilfield service companies. For the years ended December 31, 2023 and 2022, we had over 225 and 245 customers, respectively. Our five largest customers accounted for approximately 28% and 24% of our revenue for the years ended December 31, 2023 and 2022, respectively. No single customer represented more than 10% of our revenue for the years ended December 31, 2023 and 2022. Although we believe we have a broad customer base and wide geographic coverage of operations, the loss of one or more of our significant customers could have a material adverse effect on our results of operations. For additional information relating to risks regarding the loss of any of our significant customers, see Item 1A. “Risk Factors.”

Sales and Marketing

Our sales and marketing activities are performed through a technically-trained sales force. We recognize the importance of a technical marketing program in demonstrating the advantages of new technologies that offer benefits relative to established industry methodologies.

In the United States and Canada, sales of our fracturing systems products and services, enhanced recovery systems, liner hangers, toe initiation sleeves and tracer diagnostics services are made directly to E&P companies. Our customers also hire coiled tubing companies and pressure pumping services companies that work alongside us during the completion of a well. We provide our casing buoyancy systems directly to E&P companies as well as to oilfield services companies that act as distributors for this product. Although we do not typically maintain supply or service contracts with our customers, a significant portion of our sales represents

recurring business. Repeat Precision, which maintains a sales force separate from NCS in the United States, sells its products directly to E&P companies as well as to oilfield services companies that act as distributors.

International sales are made through local NCS entities or to our local operating partners usually on a free on board or free carrier basis with a point of sale in the United States. Some of the locations in which we have operating partners or sales representatives include the Middle East and China. Our operating partners and representatives do not have authority to contractually bind our company, but market our products in their respective territories as part of their product or services offering.

We provide extensive support services and have developed proprietary methodologies for assessing and reporting the information that is collected on our downhole gauges and through tracer diagnostics evaluations.

In addition to the technical marketing effort, we occasionally engage in field trials to demonstrate the economic benefits of our products and services.

Seasonality

A substantial portion of our business is subject to seasonality, which results in quarterly variability. In Canada, we typically experience higher activity levels in the first quarter of each year, as our customers take advantage of the winter freeze to gain access to remote drilling and production areas. In the past, our revenue in Canada has declined during the second quarter due to warming weather conditions that result in thawing, softer ground, difficulty accessing well sites and road bans that curtail drilling and completion activity. Access to well sites typically improves throughout the third and fourth quarters in Canada, leading to activity levels that are higher than in the second quarter, but usually lower than activity in the first quarter. During the second quarter of 2023, access to well sites was further impacted by Canadian wildfires, a seasonal phenomenon, but more extensive in 2023 relative to prior years. These wildfires resulted in selected shut-ins of oil and natural gas production, which negatively impacted certain of our customers' cash flows and drilling and completion activity in the second half of 2023. Our business can be impacted by a reduction in customer activity during the winter holidays in late December and early January. In some years, customers in the United States and Canada may exhaust their capital budgets prior to the end of the year, which can lead to reductions in drilling and completion activity during the fourth quarter.

Suppliers and Raw Materials

We acquire components, raw materials and parts from suppliers, including machine shops. The prices we pay for our raw materials may be affected by, among other things, energy, steel and other commodity prices, tariffs and duties on imported materials and foreign currency exchange rates. Most of the components, raw materials and parts that we use in our operations, such as steel in various forms, electronic components, chemicals and elastomers are available from many sources.

We generally try to purchase our components, raw materials and parts from multiple suppliers, so we are not dependent on any one supplier. We will generally utilize multiple machine shops for the manufacturing of our component parts so that we are not dependent on any one machine shop. In recent years, we have reduced our internal manufacturing capacity in an effort to reduce fixed costs and have relied more heavily on certain machine shops. Our suppliers are also active in multiple regions which allows us to react to changes in foreign currency exchange rates and tariffs and duties. In addition, sourcing certain product categories from Repeat Precision's manufacturing facility in Mexico allows us to reduce our costs. See Item 7. "Management's Discussion and Analysis of Financial Condition and Results of Operations" for more information.

Operating Risks and Insurance

We currently carry a variety of insurance for our operations. Although we believe we currently maintain insurance coverage adequate for the risks involved, there is a risk our insurance may not be sufficient to cover any particular loss or that our insurance may not cover all losses.

Competition

The markets in which we operate are highly competitive. To be successful, we must provide services and products that meet the specific needs of E&P companies at competitive prices. We compete in all areas of our operations with a number of companies, some of which have financial and other resources greater than or comparable to ours.

We believe that we compete not only against other providers of pinpoint stimulation equipment and services, but also with companies that support the other primary means of hydraulically fracturing a horizontal well, including plug and perf and ball drop completions. We also compete with other suppliers of well construction products, enhanced recovery systems, tracer diagnostics services, composite frac plugs and perforating guns.

Our major competitors for our completion products and services include Baker Hughes Company (“Baker Hughes”), Core Laboratories N.V., DMC Global Inc., Forum Energy Technologies, Inc., Halliburton Company, Innovex Downhole Solutions, Nine Energy Service, Inc., NOV Inc., Oil States International, Inc., Packers Plus Energy Services Inc., SLB, Schoeller-Bleckmann Oilfield Equipment AG and Weatherford International plc as well as a number of smaller or regional competitors.

We believe that the most significant factors influencing a customer’s decision to utilize our equipment and services are technology, service quality, safety track record, and price. While we must be competitive in our pricing, we believe our customers select our products and services based on the technical attributes of our products and equipment, the level of technical and operational service we provide before, during and after the job, and the know-how derived from our extensive operational track record.

Government Regulations

We are subject to stringent and complex federal, state, provincial and local laws and regulations governing the discharge of materials into the environment or otherwise relating to protection of worker health, safety and the environment. Compliance with these laws and regulations may require the acquisition of permits to conduct regulated activities, capital expenditures to prevent, limit or address emissions and discharges, and stringent practices to handle, recycle and dispose of certain wastes and materials. Failure to comply with these laws and regulations may result in the assessment of administrative, civil and criminal penalties, the imposition of remedial or corrective obligations, and the issuance of injunctive relief.

We believe that our operations are in substantial compliance with applicable environmental, health and safety laws and regulations. Further, we do not anticipate that compliance with existing environmental, health and safety laws and regulations will have a material effect on our consolidated financial statements. However, laws and regulations protecting the environment, health and safety generally have become more stringent in recent years and are expected to continue to do so. It is possible that we could incur substantial costs for compliance with applicable environmental, health and safety laws and regulations in the future. Moreover, it is possible that other developments, such as the adoption of stricter environmental laws, regulations, and enforcement policies, could result in additional costs or liabilities that we cannot currently quantify.

While we do not anticipate that compliance with existing environmental, health and safety laws and regulations will have a material adverse effect on our operations, our customers are subject to a wide range of such laws and regulations, which could materially and adversely affect their businesses and indirectly, through reduced demand for our products and services, have a material adverse effect on our business, financial condition and results of operations, including with respect to the following:

- **Air Emissions.** The Federal Clean Air Act (the “CAA”) in the United States and the Canadian Environmental Protection Act, 1999 (“CEPA”) in Canada and comparable state and provincial laws regulate emissions of various air pollutants through air emissions permitting programs and the imposition of other emission control requirements. In addition, the Environmental Protection Agency (“EPA”) in the United States and Environment and Climate Change Canada (“ECCC”) in Canada have developed, and continue to develop, stringent regulations governing emissions of toxic air pollutants at specified sources. Non-compliance with air permits or other requirements of the CAA or CEPA and associated state and provincial laws and regulations can result in the imposition of administrative, civil and criminal penalties, as well as the issuance of orders or injunctions limiting or prohibiting non-compliant operations.
- **Water Discharges.** The Federal Clean Water Act (the “CWA”) in the United States and the Fisheries Act in Canada and analogous state and provincial laws impose restrictions and strict controls with respect to the discharge of pollutants, including spills and leaks of oil and other substances, into state or provincial waters or waters of the United States or Canada. The discharge of pollutants into regulated waters is prohibited, except in accordance with the terms of a permit issued by the EPA in the U.S. or the Department of Fisheries and Oceans in Canada or an analogous state or provincial agency. Federal, state and provincial regulatory agencies can impose administrative, civil and criminal penalties as well as other enforcement mechanisms for non-compliance with discharge permits or other requirements of the CWA or the Fisheries Act and analogous state or provincial laws and regulations.
- **Climate Change.** Governmental and public concern over the threat of climate change arising from GHG emissions is resulting in regulatory actions to address climate change in the United States and abroad. As a result, our customers are or may become subject to statutes or regulations aiming to reduce emissions of GHGs. In December 2009, the EPA determined that emissions of carbon dioxide, methane and other GHGs present an endangerment to public health and the environment because emissions of such gases are, according to the EPA, contributing to warming of the earth’s atmosphere and other climatic changes. Based on these findings, the EPA has proposed regulations restricting emissions of GHGs under existing provisions of the CAA, including establishing New Source Performance Standards (“NSPS”), a set of uniform technology-based standards for new and modified sources of air pollution, that govern emissions of methane and volatile organic compounds from new and modified oil and natural gas development and production operations. In May 2023, the EPA issued a proposed rule setting NSPS that would regulate GHGs from fossil fuel-fired power plants. If finalized, this proposed rule could have profound effects on future energy production. Most recently, in December 2023, the EPA announced a final rule that will sharply reduce the emissions of methane and other harmful air pollution from oil and natural gas operations. The final rule includes updated and strengthened standards for methane and

other air pollutants from new, modified, and reconstructed sources, as well as guidelines to assist states in developing plans to limit methane emissions from existing sources. The Inflation Reduction Act of 2022 became law in August 2022, and aims to reduce GHGs, including carbon dioxide, by 40 percent by 2030. The Inflation Reduction Act provides billions of dollars in financial incentives, in the form of grants and loans, designed to facilitate financing and deployment of renewable energy projects in the United States. While the scope and future implementation of any final rules regarding such proposed NSPS, emissions requirements and financial incentives, remain uncertain, these rules could have an adverse effect on our customers and result in an indirect material adverse effect on our business.

In November 2005, the Canadian federal government added carbon dioxide to the List of Toxic Substances under CEPA allowing for the regulation of carbon dioxide emissions. In December 2018, Canada brought into force the Greenhouse Gas Pollution Pricing Act (the “GGPPA”) which has two parts. First, the GGPPA sets a national price on carbon dioxide emissions at Canadian dollar (“CAD”) \$65 per tonne of carbon dioxide equivalent (“t/CO₂e”) in 2023 that will increase by CAD 15 t/CO₂e each year until it reaches CAD 170 t/CO₂e in 2030. Second, the GGPPA requires large emitters to reduce emissions through a cap-and-trade system. Each province was given the choice to either accept the federal requirement in full, create their own carbon pricing policies that meet the federal standard, or adopt a hybrid approach. Many of the provinces elected to create their own programs that are equivalent to the federal standards. In June 2022, the Canadian federal government also brought into force the Clean Fuel Regulations (the “CFR”) which sets emission limits on a variety of liquid fuels, including gasoline and diesel. In December 2022, the federal government released a Regulatory Framework for an Oil and Gas Sector Greenhouse Gas Emissions Cap (the “Federal Cap Framework”). The Federal Cap Framework proposes regulations to cap 2030 oil and gas industry emissions at 35 to 38 percent below 2019 levels and implement a national emissions cap-and-trade system through regulations under CEPA. Also in December 2023, the Canadian federal government announced proposed regulatory amendments to reduce methane emissions in the upstream oil and gas sector by 75% below 2012 levels by 2030.

Various U.S. states or groups of states also have adopted or considered adopting legislation, regulations or other governmental actions focused on reducing GHG emissions, including cap and trade programs, carbon taxes, restricting methane emissions from exploration and production activities, reporting and tracking initiatives and renewable portfolio standards. At the international level, the United States and Canada are parties to the United Nations-sponsored Paris Agreement, a non-binding agreement for nations to limit their GHG emissions through individually-determined reduction goals. Moreover, at the December 2023, COP28 climate summit, representatives from nearly 200 countries agreed to transition away from fossil fuels in energy systems so as to achieve net zero by 2050. Although it is not possible at this time to predict how any legal requirements imposed following the implementation of the Paris Agreement, subsequent international negotiations or otherwise that may be adopted or issued to address GHG emissions, would impact our business or that of our customers, any such future laws, regulations or legal requirements imposing reporting or permitting obligations on, or limiting emissions of GHGs from, oil and natural gas exploration activities could require our customers to incur costs to reduce emissions of GHGs associated with their operations. In addition, substantial limitations on GHG emissions could adversely affect demand for the oil and natural gas our customers produce.

- ***Non-Hazardous and Hazardous Wastes.*** The Resource Conservation and Recovery Act (“RCRA”) in the United States and CEPA in Canada and comparable state and provincial laws control the management and disposal of hazardous and non-hazardous waste. These laws and regulations govern the generation, storage, treatment, transfer and disposal of wastes that our customers generate. Drilling fluids, produced waters, and most of the other wastes associated with the exploration, development, and production of oil or natural gas, if properly handled, are currently exempt from regulation as hazardous waste under RCRA and, instead, are regulated under RCRA’s less stringent non-hazardous waste provisions, state laws or other federal laws. It is possible, however, that certain oil and natural gas drilling and production wastes now classified as non-hazardous could be classified as hazardous wastes in the future. A loss of the RCRA exemption for drilling fluids, produced waters and related wastes could result in an increase in our customers’ costs to manage and dispose of generated wastes and a corresponding decrease in their drilling operations, which developments could have a material adverse effect on our business.
- ***Contamination.*** The Comprehensive Environmental Response, Compensation, and Liability Act, and comparable state laws, impose joint and several liability, without regard to fault or legality of conduct, on classes of persons who are considered to be responsible for the release of a hazardous substance into the environment. These persons include the owner or operator of the site where the release occurred, and anyone who disposed or arranged for the disposal of a hazardous substance released at the site. In addition, it is not uncommon for neighboring landowners and other third-parties to file claims for personal injury and property damage allegedly caused by hazardous substances released into the environment. In Canada, provincial laws also impose joint and several liability on the current and past owners of contaminated sites and on persons who own or have change, management and control of contaminating substances released into the environment.

- **Occupational Health and Safety.** We are subject to a number of federal and state and provincial laws and regulations, including the federal Occupational Safety and Health Act and comparable state and provincial statutes, establishing requirements to protect the health and safety of workers. Substantial fines and penalties can be imposed and orders or injunctions limiting or prohibiting certain operations may be issued in connection with any failure to comply with laws and regulations relating to worker health and safety.
- **Radioactive Materials.** Part of our business involves the use of radioactive tracers, typically consisting of three standard isotopes (Iridium 192, Scandium 46 and Antimony 124), to help determine the existence of fractures within a well formation. The use of these materials requires us to obtain and comply with radioactive materials licenses issued by the U.S. Nuclear Regulatory Commission (“NRC”) or its counterparts in the states where we perform these services if they are among the states to which the NRC has delegated its regulatory authority pursuant to the Atomic Energy Act (so-called “Agreement States”). Under the terms of these licenses, we are required to train designated personnel, maintain records, submit periodic reports, ensure the safety and reliability of related equipment and storage facilities, conduct radiation safety monitoring, and ensure the proper disposal of materials and equipment at the end of their useful lives. In the event we fail to adequately comply with these requirements, we could be subject to enforcement action, which could include fines, injunctive relief, or the revocation of our licenses.

In addition, the oil and natural gas industry is extensively regulated by numerous federal, state, provincial and local authorities, including with respect to permitting for the drilling of wells, pipeline and liquefied natural gas export infrastructure, drilling bonds and operations reporting. Legislation and regulation affecting the oil and natural gas industry is frequently under review for amendment or expansion, which can increase the regulatory burden. Failure to comply with laws and regulations can result in substantial fines and penalties. In addition, the effect of these regulations may be to increase the cost of oil and natural gas for E&P companies, which could have a material adverse effect on our customers and indirectly materially and adversely affect our business. Although changes to the regulatory burden on the oil and natural gas industry could affect the demand for our services, we would not expect to be affected any differently or to any greater or lesser extent than other companies in the industry with similar operations.

We supply equipment and services to customers in the oil and natural gas industry conducting hydraulic fracturing operations. Although we do not directly engage in hydraulic fracturing activities, our customers purchase our products and services for use in their hydraulic fracturing activities. Hydraulic fracturing is typically regulated by state oil and natural gas commissions and similar agencies in the United States and provincial energy regulators in Canada. Some states and provinces have adopted, and other states are considering adopting, regulations that could impose new or more stringent permitting, disclosure or well construction requirements on hydraulic fracturing operations. States and provinces could also elect to prohibit high volume hydraulic fracturing altogether, following the approach taken by the State of New York in 2015 and Quebec in 2013. California continues taking steps to ban hydraulic fracturing on state-permitted lands in 2024. Aside from state and provincial laws, local land use restrictions may restrict drilling in general or hydraulic fracturing in particular. Municipalities may adopt local ordinances attempting to prohibit hydraulic fracturing altogether or, at a minimum, allow such fracturing processes within their jurisdictions to proceed but regulating the time, place and manner of those processes. In addition, the U.S. federal government can limit hydraulic fracturing activities on federal lands through permitting, including by limiting the amount of lands available to lease or increasing royalty rates. The current administration cancelled the construction permit for the Keystone XL oil pipeline, which would have transported Canadian oil to the Gulf Coast. We do not currently expect that the recent executive branch actions regarding leases on public land or the cancellation of the Keystone XL oil pipeline will have a material impact on our business in the short term. Various studies also have been conducted or are currently underway by the EPA, and other federal agencies concerning the potential environmental impacts of hydraulic fracturing activities. State, provincial and federal regulatory agencies have recently focused on a possible connection between the operation of injection wells used for oil and natural gas waste disposal and seismic activity. Similar concerns have been raised that hydraulic fracturing may also contribute to seismic activity. At the same time, certain environmental groups have suggested that additional laws may be needed to more closely and uniformly limit or otherwise regulate the hydraulic fracturing process, and legislation has been proposed by some members of Congress to provide for such regulation.

The adoption of new laws or regulations at the federal, state or provincial levels prohibiting, limiting or otherwise regulating the hydraulic fracturing process could make it more difficult, or even impossible, to complete oil and natural gas wells, increase our customers’ costs of compliance and doing business, and otherwise adversely affect the hydraulic fracturing services they perform, which could negatively impact demand for our products and services. In addition, heightened political, regulatory, and public scrutiny of hydraulic fracturing practices could expose us or our customers to increased legal and regulatory proceedings, which could be time-consuming, costly, or result in substantial legal liability or significant reputational harm. We could be directly affected by adverse litigation involving us, or indirectly affected if the cost of compliance limits the ability of our customers to operate. Such costs and scrutiny could directly or indirectly, through reduced demand for our products and services, have a material adverse effect on our business, financial condition and results of operations.

Employees

As of December 31, 2023, we had 243 employees of which 241 are full-time employees. As of such date, 125 of our employees were based in the United States, 107 were based in Canada and 11 were based outside of North America. Our international operations,

with the exception of our Argentinean and certain North Sea operations, are currently serviced by employees operating out of the United States and Canada. In addition, as of December 31, 2023, our consolidated joint venture, Repeat Precision, had 180 employees, 27 of which are based in the United States and 153 of which are based in Mexico. We are not a party to any collective bargaining agreements in North America, and we consider our relations with our employees to be good.

Item 1A. Risk Factors

Described below are certain risks that we believe apply to our business and the industry in which we operate. You should carefully consider each of the following risk factors in conjunction with other information provided in this Form 10-K and in our other public disclosures. The risks described below highlight potential events, trends or other circumstances that could adversely affect our business, financial condition, results of operations, cash flows, liquidity or access to sources of financing, and consequently, the market value of our common stock. Additional risks and uncertainties not currently known to us or that we currently deem immaterial may also materially adversely affect our business, financial condition and results of operations. All forward-looking statements made by us or on our behalf are qualified by the risks described below.

RISK FACTORS SUMMARY

You should carefully consider the information set forth below before deciding whether to invest in our securities. Below is a summary of material risks associated with an investment in our securities.

Risks Related to Our Business and the Oil and Natural Gas Industry

- Our business depends on the levels of expenditures by companies in the oil and natural gas industry and particularly on the level of E&P activity in Canada, the United States and internationally.
- The cyclicity of the oil and natural gas industry may cause our results of operations to fluctuate.
- Competition within our industry may adversely affect our ability to market our services.
- We may not be able to successfully implement our strategy of increasing sales of our products and services for use in the U.S. or select international markets.
- The loss of any of our significant customers, or their failure to pay the amounts they owe us, could cause our revenue and cash flow to decline substantially.
- The products and services we provide are used in operations that are subject to potential hazards inherent in the oil and natural gas industry and, as a result, we are exposed to potential liabilities that may affect our financial condition and reputation.
- Losses and liabilities from operating activities could have a material adverse effect on our business, financial condition and results of operations.
- Explosive incidents arising out of dangerous materials used in our business could disrupt operations and result in bodily injuries and property damages.
- We are exposed to counterparty credit risk.
- The growth of our business through acquisitions or strategic partnerships exposes us to various risks, including identifying suitable opportunities and integrating businesses, assets and personnel.
- We may be adversely affected by the effects of inflation.
- Disruptions or delays involving our suppliers or increases in prices for the components, raw materials and parts that we obtain from our suppliers could have an adverse effect on our business.
- Our success may depend on the continued service and availability of key personnel.
- We conduct a portion of our operations through the Repeat Precision joint venture, which subjects us to additional risks that could adversely affect the success of these operations, which could adversely impact our business, financial position and results of operations.
- A significant amount of our revenue generated is denominated in CAD and could be negatively impacted by currency fluctuations.
- Our operations may be limited or disrupted during severe weather conditions.
- We may hold excess or obsolete inventory or have insufficient inventory.

- We could be subject to additional income tax liabilities.
- Our operations and our customers' operations are subject to a variety of governmental laws and regulations.
- Policy changes affecting international trade could adversely impact our business.

Risks Related to Technology Advancement and Cybersecurity

- Our success depends on our ability to develop and implement new technologies, products and services that align with the needs of our customers.
- Advancements in drilling and well completion technologies and processes could have a material adverse effect on our business, financial condition, results of operations and cash flows.
- Our competitors may infringe upon, misappropriate, violate or challenge the validity or enforceability of our intellectual property.
- We may be adversely affected by disputes regarding intellectual property rights of third parties.
- We may be unable to attract and retain skilled and technically knowledgeable employees.
- Loss of our information and computer systems could adversely affect our business.
- A cyber incident could occur and result in information theft, data corruption, operational disruption and/or financial loss.

Risks Related to Environmental and Regulatory Matters

- Restrictions on the ability of our customers to obtain water may have a material adverse effect on our business.
- The adoption of climate change legislation or regulations restricting emissions of GHGs, and associated litigation, could result in increased compliance or operating costs, limit the areas in which our customers may conduct E&P activities, and reduce demand for oil and natural gas.
- Federal, state and provincial legislative and regulatory initiatives relating to hydraulic fracturing could result in increased costs and additional operating restrictions or delays on our customers.
- Restrictions on drilling activities intended to protect certain species of wildlife may adversely affect the ability of our customers to conduct drilling activities in some of the areas where we operate.
- We may not be able to meet applicable regulatory requirements for our use of certain chemicals by our tracer diagnostics business.

Risks Relating to Our Indebtedness

- Our outstanding indebtedness could adversely affect our financial condition and our ability to operate our business, and we may not be able to generate sufficient cash flows to meet our debt service obligations.
- We and our subsidiaries may be able to incur substantial indebtedness.
- Restrictive covenants in the agreement governing our ABL Facility or other indebtedness may restrict our ability to pursue our business strategies.

Risks Relating to Ownership of Our Common Stock

- We are controlled by the funds controlled by Advent International Corporation ("Advent"), whose interests may differ from those of our public stockholders.
- Future sales of our common stock, or the perception in the public markets that these sales may occur, could cause the market price for our common stock to decline.
- Anti-takeover protections in our amended and restated certificate of incorporation, our amended and restated bylaws or our contractual obligations may discourage or prevent a takeover of our company, even if an acquisition would be beneficial to our stockholders.
- We are a "smaller reporting company" and have elected to comply with reduced reporting requirements, which could make our common stock less attractive to investors.
- We may identify material weaknesses or otherwise fail to maintain an effective system of internal controls.
- Public and investor sentiment towards climate change, fossil fuels and other environmental, social and governance ("ESG") matters could adversely affect availability of capital and the price of our common stock.

Risks Related to Our Business and the Oil and Natural Gas Industry

Our business depends on the levels of expenditures by companies in the oil and natural gas industry and particularly on the level of E&P activity in Canada, the United States and internationally.

Demand for our products and services depends substantially on the level of expenditures by companies in the oil and natural gas industry. These expenditures are generally dependent on our customers' views of future oil and natural gas prices and are sensitive to our customers' views of future economic growth and the resulting impact on demand for oil and natural gas. Declines, as well as anticipated declines, in oil and natural gas prices could result in project modifications, delays or cancellations, general business disruptions, and delays in payment of, or nonpayment of, amounts that are owed to us. In addition, more stable or higher commodity prices do not necessarily translate to a higher level of expenditures by companies in the oil and natural gas industry. For example, in recent years, investors in E&P companies have been prioritizing free cash flow and return of capital to shareholders over production growth, leading to lower expenditures. E&P companies require significant capital to drill and complete wells and it is becoming increasingly difficult for them to access capital. These trends may continue, even if commodity prices increase.

Many factors over which we have no control affect the supply of and demand for, and our customers' willingness to explore, develop and produce oil and natural gas, and therefore, influence the volumes we can sell and the prices we can charge for our products and services, including:

- the global supply of and demand for oil and natural gas;
- the level of prices, and expectations about future prices, of oil and natural gas;
- the level of global oil and natural gas E&P capital spending;
- the cost of exploring for, developing, producing and delivering oil and natural gas, which may increase as a result of inflation in wages, materials, components, parts, equipment and other costs borne by suppliers to E&P companies;
- the expected decline rates of current production;
- the price and quantity of foreign imports;
- political and economic conditions in oil and natural gas producing countries, including the United States, Canada, the Middle East, Africa, Europe, South America and Russia;
- actions by OPEC and certain other countries, including Russia (informally known as "OPEC+"), with respect to oil production levels and announcements of potential changes in such levels;
- speculative trading in crude oil and natural gas derivative contracts;
- the level of consumer product demand;
- the discovery rates of new oil and natural gas reserves;
- contractions in the credit market;
- the strength or weakness of the United States dollar ("USD");
- available pipeline and other transportation capacity;
- the levels of oil and natural gas storage;
- weather conditions, natural disasters, including earthquakes, wildfires, floods, drought, hurricanes and tornadoes, and health concerns and epidemics;
- political instability in oil and natural gas producing countries;
- domestic and foreign tax policy;
- domestic and foreign governmental approvals and regulatory requirements and conditions;
- the continued threat of terrorism and the impact of military and other action, including military action in the Middle East or Ukraine;
- technological advances affecting energy demand, generation and consumption;
- the proximity and capacity of oil and natural gas pipelines and other transportation facilities;
- alternative energy requirements or technological advances and the demand and availability of alternative energy sources;
- energy conservation measures, including increased focus by the investment community on sustainability practices in the oil and natural gas industry;

- climate change legislation or regulations restricting emissions of greenhouse gases and related divestment and other efforts;
- the ability of oil and natural gas producers to raise equity capital and debt financing;
- interest rates and the cost of capital for E&P companies;
- merger and divestiture activity among oil and natural gas producers;
- cyclical/seasonal business and dependence upon spending of our customers;
- competition among oilfield service and equipment providers; and
- overall domestic and global economic conditions.

These factors and the volatility of the energy markets make it difficult to predict future oil and natural gas price movements. A decline in oil and natural gas prices may have a material adverse effect on our business, financial condition and results of operations. In addition, regardless of the macro commodity price environment, our current or prospective customers may experience certain constraints that disproportionately impact their business and reduce their expenditures. Also, should a low commodity price environment impact our customers' expenditures, we could encounter difficulties such as an inability to access needed capital on attractive terms or at all, the incurrence of impairment charges, a reduction in our borrowing capacity under our ABL Facility, a need to reduce our capital spending and other similar impacts, any of which could have a material adverse effect on our business, financial condition and results of operations.

The cyclical nature of the oil and natural gas industry may cause our results of operations to fluctuate.

We derive our revenues from companies engaged in oil and natural gas exploration and production, a historically cyclical industry with levels of activity that are significantly affected by the levels and volatility of oil and natural gas prices. We have experienced, and may in the future experience, significant fluctuations in operating results as a result of the reactions of our customers to changes in oil and natural gas prices. For example, prolonged low commodity prices experienced by the oil and natural gas industry during 2015, 2016 and recently in 2020, combined with adverse changes in the capital and credit markets, caused many exploration and production companies to reduce their capital budgets and drilling activity. This resulted in a significant decline in demand for oilfield services and products and adversely impacted the volume of products and services oilfield services companies could sell, and the prices oilfield services companies could charge for their products and services. In addition, a majority of the revenue we earn is based upon product sales at market pricing. By selling our products at market pricing, we are exposed to the risks of a rapid reduction in prices and resulting volatility in our revenues.

Competition within our industry may adversely affect our ability to market our services.

The oilfield services industry is highly competitive. The principal competitive factors impacting sales of our products are technology, service quality, safety track record and price. The market is also fragmented and includes numerous small companies capable of competing effectively in our markets on a local basis, as well as several large companies that possess substantially greater financial and other resources than we do. Our larger competitors' greater resources could allow those competitors to compete more effectively than we can. For instance, our larger competitors may offer products at below-market prices or bundle ancillary products and services at no additional cost to our customers. We compete with large national and multi-national companies that have longer operating histories, greater financial, technical and other resources and greater name recognition than we do. Several of our competitors provide a broader array of products and services and have a stronger presence in more geographic markets.

Some jobs are awarded on a bid basis, which further increases competition based on price. Pricing is one of the primary factors in determining which qualified contractor is awarded a job. The competitive environment may be further intensified by mergers and acquisitions among oil and natural gas companies or other events that have the effect of reducing the number of available customers. If competition remains the same or increases because of future industry downturns, we may be required to lower our prices, which would adversely affect our results of operations. In the future, we may lose market share or be unable to maintain or increase prices for our products and services or may be unable to acquire or consummate additional business opportunities, which could have a material adverse effect on our business, financial condition, results of operations and cash flows.

Our competitors may be able to respond more quickly to new or emerging technologies and services and changes in customer requirements. The amount of equipment available may exceed demand, which could result in active price competition. In addition, competition among oilfield equipment providers is affected by each provider's reputation for safety and quality. We cannot assure that we will be able to maintain our competitive position.

We may not be able to successfully implement our strategy of increasing sales of our products and services for use in the U.S. or select international markets.

A key component of our growth strategy is to increase our market share in the U.S. and international markets. In Canada, we have several product and service offerings where we have established a higher market share through a long-standing operating history. In the U.S. and international markets, we have been selling for a shorter period of time and thus must convince potential customers about either the value of the emerging technology compared to traditional methods or, in the case of more mature technology offerings, our differentiated benefits.

In the United States, we sell a variety of products and services. To sell the fracturing systems products and services we must convince customers of the benefits of pinpoint stimulation as compared to traditional well completion techniques, which remain the prevailing methods to complete wells in the United States. In many circumstances, it has been and may continue to be difficult convincing potential customers of the benefits of our technologies relative to traditional well completion techniques, whether it be for more specific targeted uses or widespread adoption. For the other product and service categories that we sell in the United States, we often compete in markets with many other competitors where we have more limited technology differentiation which makes it more difficult to increase market share, as further described in the above risk factor —“Competition within our industry may adversely affect our ability to market our services.”

In international markets, we sell a variety of products and services and we often compete with large national and multi-national companies that have substantially longer operating histories in the geographic markets. International clients may be less likely to utilize smaller oilfield service providers as they prefer to leverage fewer providers with a proven track record in their market. In addition, our international operations and global expansion strategy are subject to general risks related to such operations, including:

- political, social and economic instability and disruptions;
- export controls, economic sanctions, embargoes, import controls, duties and tariffs, and other trade restrictions;
- limitations on ownership and on repatriation or dividend of earnings;
- transportation delays and interruptions;
- labor unrest and current and changing regulatory environments;
- increased compliance costs, including costs associated with disclosure requirements and related due diligence;
- difficulties in staffing and managing multi-national operations;
- limitations on our ability to enforce legal rights and remedies; and
- fluctuations in foreign currency exchange rates.

If we are unable to successfully manage the risks associated with expanding our global business or adequately manage operational risks of our existing international operations, these risks could have a material adverse effect on our growth strategy into new geographical markets, our reputation, our business, results of operations, financial condition and cash flows.

A single customer constituted 7% and 6% of our revenue for the years ended December 31, 2023 and 2022, respectively. The loss of any of our significant customers, or their failure to pay the amounts they owe us, could cause our revenue and cash flow to decline substantially.

A single customer accounted for approximately 7% and 6% of our revenue for the years ended December 31, 2023 and 2022, respectively. Additionally, our five largest customers accounted for approximately 28% and 24% of our revenue for the years ended December 31, 2023 and 2022, respectively. It is likely that we will continue to derive a significant portion of our revenue from these customers in the near future. There has been an increase in consolidation amongst E&P companies and, as a result, we have experienced a reduction in spending with certain large customers and may continue to further experience a reduction in future business with consolidating customers if combined capital spending is reduced, if procurement strategies are altered, or if the counterparty in the consolidation has other preferred vendors for the products and services we have been providing. If any large customers decided not to continue to use our products and services for any reason, our revenue would decline, which could have a material adverse effect on our business, financial condition and results of operations. In addition, we are subject to credit risk due to the concentration of our customer base. Any nonperformance by these customers, including their failure to pay the amounts they owe us, either as a result of changes in general financial and economic conditions, conditions in the oil and natural gas industry or otherwise, could have a material adverse effect on our business, financial condition and results of operations.

The products and services we provide are used in operations that are subject to potential hazards inherent in the oil and natural gas industry, including claims for personal injury and property damage, and, as a result, we are exposed to potential liabilities that may affect our financial condition and reputation.

The products and services we provide are used in potentially hazardous drilling, completion and production applications in the oil and natural gas industry where an accident or a failure of a product can potentially have catastrophic consequences. Risks inherent to these applications, such as equipment malfunctions and failures, equipment misuse and defects, explosions, blowouts and uncontrollable flows of oil, natural gas or well fluids and natural disasters can cause personal injury, loss of life, suspension of operations, damage to formations, damage to facilities, business interruption and damage to or destruction of property, surface water and drinking water resources, equipment and the environment. If our products or services fail to meet specifications or are involved in accidents or failures, we could face warranty, contract or other litigation claims, which could expose us to substantial liability for personal injury, wrongful death, property damage, pollution and other environmental damages. We operate with many of our customers under contracts where we endeavor to allocate potential liabilities and risks between the parties, which may result in material liability to us. In addition, despite our intention to generally allocate risk under contracts, we might not have any contract arrangement which allocates responsibility or may operate under more onerous terms and conditions proposed by customer. If we are operating under a contract, we may not succeed in enforcing such contractual allocation, might incur an unforeseen liability falling outside the scope of such allocation or may be required to enter into a contract with terms that are unfavorable to us. As a result, we may incur substantial losses which could have a material adverse effect on our business, financial condition and results of operations. For instance, in the past, we have been subject to claims for product and service issues alleged by other parties that resulted in significant judgments and settlements that were borne, in all material respects, by our insurance carrier. In addition, the frequency and severity of such incidents will affect operating costs, insurability and relationships with customers, employees and regulators. In particular, our customers may elect not to purchase our services if they view our safety record as unacceptable, which could cause us to lose customers and substantial revenues.

Losses and liabilities from operating activities could have a material adverse effect on our business, financial condition and results of operations.

Our insurance policies may not be adequate to cover all liabilities. Our operations are subject to significant hazards often found in the oil and natural gas industry. Claims for loss of oil and natural gas production and damage to formations occur in the ordinary course of business in the well services industry. Litigation arising from an incident up to a catastrophic occurrence at a location where our products and services are being used may result in our being named as a defendant in lawsuits asserting large claims. As described in the risk factor above, our contracts may require us to indemnify our customers for damage or loss arising out of our sale of goods or performance of our work, regardless of fault, and provide for warranties for products and workmanship and we may also be required to name the customer and others as an additional insured under our insurance policies. We maintain limited insurance coverage against these and other risks associated with our business. Any insurance obtained by us may not be adequate to cover any losses or liabilities and, particularly in the event that we must submit larger claims to insurance providers, this insurance may not continue to be available at all or on terms which are acceptable to us. Recently we had a judgment rendered against us that could have resulted in a requirement to pay above our insurance policy limits. Even though this matter was settled below our insurance policy limits with the Company not paying any cash towards settlement, there can be no assurance that any future matter would have similar results. Insurance rates have in the past been subject to wide fluctuation and changes in coverage could result in less coverage, increases in cost or higher deductibles and retentions. Moreover, even if we are successful in defending a claim, it could be time-consuming and costly to defend. Furthermore, the operational insurance coverage we maintain for our business may not fully insure us against all risks, either because insurance is not available or because of the high premium costs relative to perceived risk. For example, our insurance does not typically cover losses and liabilities related to intellectual property or general breach of contract claims or pandemics. Also, our customers, suppliers or other service providers may not carry adequate insurance to cover any losses or liabilities where we may be indemnified by such party. Liabilities for which we are not insured, or which exceed the policy limits of our applicable insurance, could have a material adverse effect on our business, financial condition and results of operations.

Explosive incidents arising out of dangerous materials used in our business could disrupt operations and result in bodily injuries and property damages, which occurrences could have a material adverse effect on our business, financial condition and results of operations.

We use explosive materials in our manufacturing processes and products. The use of explosives is an inherently dangerous activity. These activities subject us to extensive environmental and health and safety laws and regulations including guidelines and regulations for the purchase, manufacture, handling, transport, import, storage and use of explosives issued by the Bureau of Alcohol, Tobacco, Firearms and Explosives, the Federal Motor Carrier Safety regulations set forth by the U.S. Department of Transportation and the Safety Library Publications of the Institute of Makers of Explosives and in Canada under the Explosive Act and the Transportation of Dangerous Goods Regulations. Despite our use of specialized facilities to store and handle dangerous materials and our employee training programs, the storage and handling of explosive materials could result in explosive incidents that temporarily shut down or otherwise disrupt our or our customers' operations or could cause restrictions, delays or cancellations in the delivery of our services. It is possible that such an explosion could result in death or significant injuries to employees and other persons. Material

property damage to us, our customers and third parties arising from an explosion or resulting fire could also occur. Any explosion or related environmental law violation could expose us to adverse publicity and liability for damages or cause production restrictions, delays or cancellations, any of which could have a material adverse effect on our financial condition, results of operations and cash flows. Moreover, failure to comply with applicable requirements or the occurrence of an explosive incident may also result in the loss of our licenses to store and handle explosives, which would have a material adverse effect on our business, financial condition and results of operations.

We are exposed to counterparty credit risk. Nonpayment and nonperformance by our customers, suppliers or vendors could adversely impact our operations, cash flows and financial condition.

Weak economic conditions, volatility in the banking sector and/or widespread financial distress could reduce the liquidity of our customers, suppliers or vendors making it more difficult for them to meet their obligations to us. Severe financial problems encountered by our customers, suppliers and vendors could limit our ability to collect amounts owed to us or to enforce the performance of obligations owed to us under contractual arrangements and/or limit our ability to enter into future contractual arrangements with such customers, suppliers or vendors. In the event that any of our customers was to enter into bankruptcy, we could lose all or a portion of the amounts owed to us by such customer, and we may be forced to cancel all or a portion of our contracts with such customer at significant expense to us.

The growth of our business through acquisitions or strategic partnerships exposes us to various risks, including identifying suitable opportunities and integrating businesses, assets and personnel.

We evaluate and pursue acquisitions on a regular basis in order to expand and diversify our business. We may also form strategic partnerships with third parties that we believe will complement or augment our existing business. We may not be able to identify any potential acquisition or strategic partnership candidates, consummate any acquisitions or enter into any strategic partnerships, and any future acquisitions or strategic partnerships may not be successfully integrated or may not be advantageous to us. In addition, we may not have or be able to obtain sufficient capital resources to complete any acquisitions. Entities we acquire may not achieve the revenue and earnings we anticipate or their liabilities may exceed our expectations. We could face integration issues pertaining to the internal controls and operational functions of the acquired companies and we also could fail to realize cost efficiencies or synergies that we anticipated when selecting our acquisition candidates. Client dissatisfaction or performance problems with a particular acquired entity or resulting from a strategic partnership could have a material adverse effect on our reputation as a whole. We may be unable to profitably manage any acquired entities, or we may fail to integrate them successfully without incurring substantial expenses, delays or other problems. We may not achieve the anticipated benefits from our acquisitions or any of the strategic partnerships we form. In addition, business acquisitions and strategic partnerships involve a number of risks that could affect our business, financial condition and results of operations, including but not limited to:

- our ability to integrate or implement operational, accounting and technology policies, processes and systems;
- our ability to integrate personnel and human resources systems as well as the cultures of each of the acquired businesses;
- our ability to implement our business plan for the acquired business;
- transition of operations, users and clients to our existing platforms or the integration of data, systems and technology platforms with ours;
- compliance with regulatory requirements and avoiding potential conflicts of interest in markets that we serve;
- diversion of management's attention and other resources;
- our ability to retain or replace key personnel;
- our ability to maintain relationships with the customers of the acquired business or a strategic partner and further develop the acquired business or the business of our strategic partner;
- our ability to cross-sell our products and services and products and services of the acquired businesses or strategic partners to our respective clients;
- entry into unfamiliar markets;
- assumption of unanticipated legal or financial liabilities and/or negative publicity related to prior acts by the acquired entity;
- litigation or other claims in connection with the acquired company, including claims from terminated employees, clients, former stockholders or third parties;
- misuse of intellectual property by our strategic partners;
- disagreements with strategic partners or a misalignment of incentives within any strategic partnership;

- becoming subject to increased regulation as a result of an acquisition;
- becoming significantly leveraged as a result of incurring debt to finance an acquisition;
- unanticipated operating, accounting or management difficulties in connection with the acquired entities; and
- impairment of acquired intangible assets, including goodwill, and dilution to our earnings per share.

If we fail to successfully integrate the businesses that we acquire or strategic partnerships that we enter into, we may not realize any of the benefits we anticipate in connection with the acquisitions or partnerships, which could have a material adverse effect on our business, financial condition and results of operations.

We may be adversely affected by the effects of inflation.

Inflation in wages, materials, components, parts, equipment and other costs has the potential to adversely affect our results of operations, cash flows and financial position by increasing our overall cost structure, particularly if we are unable to achieve commensurate increases in the prices we charge our customers for our products and services. In addition, higher interest rates may be implemented by governments as monetary policy to combat inflation, which could result in higher borrowing costs, supply shortages, increased costs of labor, unfavorable movements in exchange rates and other similar effects.

Disruptions or delays involving our suppliers or increases in prices for the components, raw materials and parts that we obtain from our suppliers could have a material adverse effect on our business and consolidated results of operations.

Our operations are dependent upon the continued ability of our suppliers to deliver the components, raw materials and parts that we need to manufacture our products. In some instances, we purchase components, raw materials and parts that are ultimately derived from a single source and may be at an increased risk for supply disruptions. Any number of factors, including labor disruptions, military activity, catastrophic weather events, the occurrence of a pandemic or other widespread illness, contractual or other disputes, unfavorable economic or industry conditions, transportation disruptions, delivery delays or other performance problems or financial difficulties or solvency problems, have from time to time, and could in the future disrupt our suppliers' operations and performance, which could, in turn, lead to uncertainty in our supply chain or cause supply disruptions for us and disrupt our operations.

Disruptions in operations or damages to a location where we or our vendors manufacture and assemble our products could reduce our ability to produce products and satisfy customer demand. In particular, we have offices and manufacturing operations in Houston, Texas and Tulsa, Oklahoma. These offices and facilities are particularly susceptible to severe weather events, including tropical storms, hurricanes, and tornados, which have in the past and may in the future disrupt our operations. In addition, our Repeat Precision joint venture operates one manufacturing facility in Mexico. There are several risks associated with doing business in Mexico, including, exposure to local economic and political conditions, export and import restrictions, tariffs and related duty-free rules, and the potential for shortages of labor. The realization of any of these risks could disrupt our supply chain and adversely affect our business and results of operations.

Our success may depend on the continued service and availability of key personnel.

Our success and future growth is dependent upon the ability of our executive officers, senior managers and other key personnel to operate and manage our business and execute on our growth strategies successfully. We may be unable to continue to attract and retain our executive officers, senior managers or other key personnel. We may incur increased expenses in connection with the hiring, promotion, retention or replacement of any of these individuals. These labor costs include the cost of providing employee benefits in the United States, Canada and other foreign jurisdictions, including severance benefits. The loss of the services of any of our key personnel could have a material adverse effect on our business, financial condition and results of operations.

We conduct a portion of our operations through the Repeat Precision joint venture, which subjects us to additional risks that could adversely affect the success of these operations and the ability of Repeat Precision to make cash distributions to us, which could adversely impact our business, financial position and results of operations.

We conduct a portion of our operations through the Repeat Precision joint venture and may also enter into other joint venture arrangements in the future. Our joint venture arrangements may involve risks not otherwise present when operating assets directly. For example, we may:

- share approval rights over certain major decisions and may not be able to fully control decisions, including cash distributions to us from the joint venture;
- devote significant management time to the requirements of, and matters relating to, the joint ventures;
- engage in disputes that may result in delays, litigation or operational impasses;

- incur liabilities as a result of an action taken by our joint venture partner, including leaving us liable for the other joint venture partners' shares of joint venture liabilities;
- not receive credit for additional borrowing capacity under the borrowing base of our ABL Facility, as in the case with the Repeat Precision joint venture;
- breach a covenant or restriction in the promissory note entered into by Repeat Precision (the "Repeat Precision Promissory Note");
- have different systems or controls at the joint venture, which may subject us to additional risks and vulnerabilities; and
- not carry adequate insurance policies that fully cover loss or damage incurred by both us and our joint venture partners in certain circumstances.

The risks described above or the failure to continue our joint venture could adversely affect our ability to transact the business that is the subject of such joint venture and our ability to receive cash distributions from the joint venture, which would in turn adversely affect our business, financial position and results of operations.

A significant amount of our revenue generated is denominated in CAD and could be negatively impacted by currency fluctuations.

Approximately 69% of our revenue for the year ended December 31, 2023 was generated in Canada, which may expose us to currency fluctuations. Changes in currency exchange rates, particularly with respect to CAD, could have a material adverse effect on our results of operations or financial position. As we had a trade accounts receivable balance in Canadian dollars of \$20.9 million as of December 31, 2023, a 10% movement in exchange rates for CAD relative to USD would increase or decrease the resulting trade accounts receivable balance by \$1.6 million in USD. We have not hedged our exposure to changes in foreign currency exchange rates and, as a result, could incur significant and unanticipated transaction gains and losses.

Our operations may be limited or disrupted in certain parts of the continental United States, Canada and the North Sea during severe weather conditions, including severe winters or wildfires, which could have a material adverse effect on our business, financial condition and results of operations.

We primarily provide products and services to E&P companies that operate in basins throughout the continental United States, Canada and in the North Sea. We serve these markets through our facilities and service centers located in Texas, Oklahoma, and Alberta and Saskatchewan, Canada, and Western Norway. A substantial portion of our revenue is generated from our operations in geographies where weather conditions may be severe, particularly during winter and spring months. Many experts believe global climate change could increase the frequency and severity of extreme weather conditions. Repercussions of severe weather conditions may include:

- curtailment of drilling and completion activity;
- weather-related damage to equipment resulting in suspension of operations or the shut-in of existing production;
- weather-related damage to our facilities;
- inability to deliver equipment and materials to jobsites in accordance with contract schedules; and
- loss of productivity, or exposure of our employees to harm.

Many municipalities in Canada impose bans or other restrictions on the use of roads and highways, which include weight restrictions on the paved roads that lead to our jobsites due to the muddy conditions caused by the spring thaw. This can limit our access to these jobsites and our ability to service wells in these areas. In addition, wildfires in Canada, which are more common in spring, can result in selected shut-ins of oil and natural gas production. For example, during the second quarter of 2023, access to well sites in Canada were particularly impacted by wildfires, which negatively impacted certain of our customers' cash flows, and their drilling and completion activity in the second half of 2023. Harsh winter conditions in the North Sea can result in strong winds and high waves, which can limit our ability to service offshore platforms. These constraints and the resulting shortages or high costs could delay our operations and materially increase our operating and capital costs in those regions. Weather conditions may also affect the price of crude oil and natural gas, and related demand for our services.

If we are unable to accurately predict customer demand or if customers cancel their orders on short notice, we may hold excess or obsolete inventory, which would reduce gross margins. Conversely, insufficient inventory would result in lost revenue opportunities and potentially a loss in market share and damaged customer relationships.

Customers can generally cancel or defer purchase orders on short notice without incurring a significant penalty. As a result, we cannot accurately predict what or how many products such customers will need in the future. Anticipating demand is difficult because

our customers face unpredictable demand for their own products and are increasingly focused on cash preservation and tighter inventory management.

Orders are placed with our suppliers based on forecasts of customer demand and, in some instances, we may establish buffer inventories to accommodate anticipated demand. Our forecasts of customer demand are based on multiple assumptions, each of which may introduce errors into the estimates. If we overestimate customer demand, we may allocate resources to the purchase of material or manufactured products that we may not be able to sell when expected, if at all. As a result, we may hold excess or obsolete inventory, which would reduce gross margin and adversely affect financial results. Conversely, if we underestimate customer demand or if insufficient manufacturing capacity is available, we would miss revenue opportunities and potentially lose market share and damage our customer relationships. In addition, any future significant cancellations or deferrals of product orders or the return of previously sold products could materially and adversely affect gross margins, increase product obsolescence charges and restrict our ability to fund our operations.

We could be subject to additional income tax liabilities.

We are subject to income taxes in the United States (federal and state), Canada (federal and provincial) and other foreign jurisdictions. Tax laws, regulations, and administrative practices in various jurisdictions may be subject to significant change, with or without notice, due to economic, political, and other conditions, and significant judgment is required in evaluating and estimating our provision and accruals for these taxes. There are many transactions that occur during the ordinary course of business for which the ultimate tax determination is uncertain. Our effective tax rates could be affected by numerous factors, such as intercompany transactions, the relative amount of our foreign earnings, including lower than anticipated earnings in jurisdictions where we have lower statutory tax rates and higher than anticipated earnings in jurisdictions where we have higher statutory tax rates, losses incurred in jurisdictions for which we are not able to realize the related tax benefit, changes in foreign currency exchange rates, entry into new businesses and geographies, changes to our existing businesses and operations, acquisitions (including integrations) and investments and how they are financed, changes in our deferred tax assets and liabilities and their valuation, and changes in the relevant tax, accounting, and other laws, regulations, administrative practices, principles, and interpretations. In addition, a number of countries are actively pursuing changes to their tax laws applicable to corporate multinationals.

We are also currently subject to audit in various jurisdictions, and these jurisdictions may assess additional income tax liabilities against us. Additionally, tax authorities have increasingly focused attention on intercompany transfer pricing with respect to sales of products and services and the use of intangibles. Tax authorities could disagree with our cross-jurisdictional transfer pricing or other matters and assess additional taxes. If we do not prevail in any such disagreements, our profitability and cash flows may be adversely affected. Developments in an audit, litigation, or the relevant laws, regulations, administrative practices, principles, and interpretations could have a material effect on our operating results or cash flows in the period or periods for which that development occurs, as well as for prior and subsequent periods.

Impairment in the carrying value of long-lived assets including goodwill could negatively affect our operating results.

We evaluate our property and equipment and identifiable intangible assets for impairment whenever changes in circumstances indicate that the carrying amount of an asset group may not be recoverable. Should the review indicate that the carrying value is not fully recoverable, the amount of the impairment loss is determined by comparing the carrying value to the estimated fair value. See “Note 2. Summary of Significant Accounting Policies,” “Note 7. Property and Equipment” and “Note 8. Goodwill and Identifiable Intangibles” of our consolidated financial statements for further information.

An assessment of potential goodwill impairment indicators is performed annually or whenever there is a triggering event that indicates an impairment loss may have been incurred. Under accounting principles generally accepted in the United States (“GAAP”), we determine if it is more likely than not that the fair value of a reporting unit exceeds the related carrying amount. Determining the fair value of a reporting unit requires the use of estimates, assumptions and judgment. See “Note 2. Summary of Significant Accounting Policies” and “Note 8. Goodwill and Identifiable Intangibles” of our consolidated financial statements for further information.

We are unable to predict whether impairments of one or more of our long-lived assets or investments may occur in the future. Such an impairment would result in non-cash charges and may indicate that conditions exist which could otherwise materially adversely affect our business, financial condition and results of operations.

Our operations and our customers’ operations are subject to a variety of governmental laws and regulations that may increase our costs, limit the demand for our products and services or restrict our operations.

Our business and our customers’ businesses may be significantly affected by:

- federal, state and local and non-U.S. laws and other regulations relating to import tariffs, oilfield operations, worker safety and protection of the environment;

- changes in these laws and regulations; and
- the level of enforcement of these laws and regulations.

If we fail to comply with safety regulations or maintain an acceptable level of safety at our facilities, we may incur fines, penalties or other liabilities, or may be held criminally liable. We may incur additional costs to upgrade equipment or conduct additional training, or otherwise incur costs in connection with compliance with safety regulations. Failure to maintain safe operations or achieve certain safety performance metrics could disqualify us from doing business with certain customers, particularly major oil companies.

We depend on the demand for our products and services from the oil and natural gas industry which is affected by changing taxes, price controls and other laws and regulations relating to the oil and natural gas industry in general. For example, the adoption of laws and regulations curtailing exploration and development drilling for oil and natural gas for economic or other policy reasons could adversely affect our operations by limiting demand for our products. In addition, some non-U.S. countries may adopt regulations or practices that give advantage to indigenous oil companies in bidding for oil leases, or require indigenous companies to perform oilfield services currently supplied by other service companies. To the extent that such companies are not our customers, or we are unable to develop relationships with them, our business may suffer. We cannot determine the extent to which our future operations and earnings may be affected by new legislation, new regulations or changes in existing regulations.

Because of our non-U.S. operations and sales, we are subject to changes in regional, political or economic conditions, and non-U.S. laws and policies, including taxes, trade protection measures, and changes in regulatory requirements governing the operations of companies in non-U.S. countries. We are also subject to changes in non-U.S. laws and regulations that may encourage or require hiring of local contractors or require non-U.S. contractors to employ citizens of, or purchase supplies from, a particular jurisdiction. If we fail to comply with any applicable law or regulation, it could have a material adverse effect on our business, financial condition and results of operations.

Our business operations in countries outside of the United States are subject to U.S. and non-U.S. federal laws and regulations, including restrictions imposed by the Foreign Corrupt Practices Act as well as trade sanctions administered by the OFAC and the Commerce Department.

Local laws and customs in many countries differ significantly from those in the United States. In many countries, particularly in those with developing economies, it is common to engage in business practices that are prohibited by U.S. regulations applicable to us. The U.S. Foreign Corrupt Practices Act (“FCPA”) and similar anti-bribery laws in other jurisdictions, including the Corruption of Foreign Public Officials Act and Criminal Code in Canada and the UK Bribery Act 2010, prohibit corporations and individuals, including us and our employees, from engaging in certain activities to obtain or retain business or to influence a person working in an official capacity. We are responsible for any violations by our employees, contractors and agents, whether based within or outside of the United States, for violations of the FCPA. We may also be held responsible for any violations by an acquired company that occur prior to an acquisition, or subsequent to the acquisition but before we are able to institute our compliance procedures. In addition, our non-U.S. competitors that are not subject to the FCPA or similar laws may be able to secure business or other preferential treatment in such countries by means that such laws prohibit with respect to us. A violation of any of these laws, even if prohibited by our policies, could have a material adverse effect on our business, financial condition or results of operations. Actual or alleged violations could damage our reputation, be expensive to defend, and impair our ability to do business.

We conduct business globally, and our business activities and services are subject to import and export control laws and regulations, as well as economic sanctions and other international trade laws of the United States and other countries. We must comply with U.S. export and import controls, economic sanctions, embargoes and other international trade laws, including the U.S. Commerce Department’s Export Administration Regulations and economic sanctions regulations administered by the U.S. Department of the Treasury’s Office of Foreign Assets Control and the U.S. Department of State. Although we have instituted policies and procedures designed to promote compliance with such laws and regulations, violations of import or export control laws and regulations or economic sanctions, embargoes or other international trade laws could result in negative consequences to us, including government investigations, sanctions, criminal or civil fines or penalties, more onerous compliance requirements, loss of authorizations or licenses needed to conduct aspects of our business, default under debt, reputational harm and other adverse consequences. Moreover, if any of our counterparties or jurisdictions where we do business becomes the target of economic sanctions, we may face an array of issues, including, but not limited to, having to abandon the related project, being unable to recoup prior invested time and capital or being subject to lawsuits, investigations or regulatory proceedings that could be time consuming and expensive to respond to, and which could lead to criminal or civil fines or penalties. Furthermore, the laws and regulations concerning import activity, export recordkeeping and reporting, export control and economic sanctions are complex and constantly changing. These laws and regulations can cause delays in shipments and unscheduled operational downtime.

Policy changes affecting international trade could adversely impact the demand for our products and our competitive position.

Changes in trade policies, including the imposition of tariffs, could negatively impact our business, financial condition and results of operations. The U.S. administration may propose or take action with respect to major changes to trade policies, such as the imposition of tariffs on imported products and the withdrawal from or renegotiation of certain trade agreements. These could also result in additional retaliatory action by United States' trade partners. Given that we procure some of the raw materials that we use to create our products directly or indirectly from outside of the United States, the imposition of tariffs and other potential changes in U.S. trade policy could increase the cost or limit the availability of such raw materials, which could harm our competitive position and adversely impact our business, financial condition and results of operations. For example, the United States has a tariff in place on a significant number of commodities originating from China, including certain chemicals utilized in our tracer diagnostics business. In addition, we sell a significant proportion of our products to customers outside of the United States. Retaliatory actions by other countries could result in increases in the price of our products, which could limit demand for such products, hurt our global competitive position and have a material adverse effect on our business, financial condition and results of operations.

Risks Related to Technology Advancement and Cybersecurity

Our success depends on our ability to develop and implement new technologies, products and services that align with the needs of our customers, including addressing the shift to more non-traditional energy markets as part of the energy transition.

Our success depends on the ongoing development and implementation of new product designs and improvements, and on our ability to protect and maintain critical intellectual property assets related to these developments. If we are unable to continue to develop and produce competitive technology or deliver it to our clients in a timely and cost-competitive manner in the various markets we serve, it could have a material adverse effect on our business, financial condition and results of operations. Also, if we are not able to obtain patent or other intellectual property protection of our technology, we may not be able to recoup development costs or fully exploit systems, services and technologies in a manner that allows us to meet evolving industry requirements at prices acceptable to our customers. In addition, some of our competitors are large national and multinational companies that may be able to devote greater financial, technical, manufacturing and marketing resources to research and development of new systems, services and technologies than we are able to do.

Investments in new technologies involve uncertainties and risk. Commercial success depends on many factors, including the levels of innovation, the development costs and the availability of capital resources to fund those costs, the levels of competition from others developing similar or other competing technologies, our ability to obtain or maintain government permits or certifications, the effectiveness of production, distribution and marketing efforts, and the costs to customers to deploy and provide support for the new technologies. In addition, it may take long periods of time to develop new technologies and we may not accurately predict the future needs of our customers or the competitive landscape. We may not achieve significant revenues from new product and service investments for a number of years, if at all, which could have a material adverse effect on our business, financial condition and results of operations.

Some of our customers are making investments in non-traditional energy markets as part of the energy transition. As a result, we may be unable to supply our traditional oil and gas products to these customers if we do not develop new technology that meets their changing needs. Therefore, to counteract these pressures, any reduced spending or decreased demand for traditional energy products will need to be offset at the same or greater pace by sales to other customers or increased sales of renewable energy technologies that we develop. If we are not successful in offsetting such sales, there could be a significant negative impact on our results of operations or financial condition. In addition, the focus on non-traditional energy investments could result in reduced spending by such companies or decreased demand for our existing products and services. We are unable to predict what effect the energy transition may have on prices, spending by customers, selling strategies, competitive position, customer retention or our ability to negotiate favorable agreements with customers.

Advancements in drilling and well completion technologies and processes could have a material adverse effect on our business, financial condition, results of operations and cash flows.

Our industry is characterized by rapid and significant technological advancements and introductions of new products and services using new technologies. As new well completion technologies develop, we may be placed at a competitive disadvantage, and competitive pressure may force us to implement new technologies at a substantial cost. We may not be able to successfully acquire or use new technologies. New technologies, services or standards, including improvements to existing competing technologies, could render our technologies, products or services obsolete, which could have a material adverse effect on our business, financial condition and results of operations. In addition, the development of new processes to replace hydraulic fracturing altogether or that replace our technologies, could cause a decline in the demand for the products and services that we provide and could result in a material adverse effect on our business, financial condition and results of operations.

Our competitors may infringe upon, misappropriate, violate or challenge the validity or enforceability of our intellectual property and we may not be able to adequately protect or enforce our intellectual property rights in the future.

We currently hold multiple U.S., Canadian and international patents and have multiple pending patent applications for products and processes. Patent rights are limited and it may be possible for a third-party to design around our patents. Furthermore, patent rights have strict territorial limits and we may not be able to enforce our patents against infringement occurring in “non-covered” territories. Also, we do not have patents in every jurisdiction in which we conduct business and our patent portfolio will not protect all aspects of our business and may relate to obsolete or unusual methods, which would not prevent third parties from entering the same market.

Despite our efforts to safeguard our intellectual property rights, we may not be successful in doing so, or the steps taken by us in this regard may not be adequate to detect or deter misappropriation of our technology or to prevent an unauthorized third party from copying or otherwise obtaining and using our products, technology or other information that we regard as proprietary. Moreover, our competitors may independently develop equivalent knowledge, methods and know-how. Competitors could purchase our products and attempt to replicate some or all of the competitive advantages we derive from our development efforts, infringe our intellectual property rights, design around our protected technology or develop their own competitive technologies that fall outside of our intellectual property rights. Our inability to adequately protect our intellectual property could allow our competitors and other third parties to produce products based on our patented or proprietary technology and other intellectual property rights, providing increased competition and pricing pressure, which could substantially impair our ability to compete.

In addition, by customarily entering into employment, confidentiality and/or license agreements with our employees, customers and potential customers and suppliers, we attempt to limit access to and distribution of our technology. Our rights in our confidential information, trade secrets, and confidential know-how will not prevent third parties from independently developing similar information. Publicly available information (e.g. information in expired issued patents, published patent applications, and scientific literature) can also be used by third parties to independently develop technology. This independently developed technology may be equivalent or superior to our proprietary technology.

Confidential information shared with employees, customers and potential customers and suppliers may be used by those parties in a manner inconsistent with their employment, confidentiality and/or license agreements and we may not be able to adequately protect against or stop such behavior. We may not be able to determine if competitive technology offered by third parties was independently developed or resulted from breach of our agreements. In addition, we operate in certain jurisdictions with a heightened risk of misappropriation or misuse of confidential information and intellectual property and it may be more difficult in such jurisdictions to enforce our rights.

We may be adversely affected by disputes regarding intellectual property rights of third parties.

We have in the past, are presently, and may in the future, become involved in legal proceedings to protect and enforce our intellectual property rights. In addition, third parties may initiate litigation against us by asserting that the conduct of our business infringes, misappropriates or otherwise violates intellectual property rights. We may not prevail in any legal proceedings related to such claims, and our products and services may be found to infringe, impair, misappropriate, dilute or otherwise violate the intellectual property rights of others. If we are sued for infringement and lose, we could be required to pay substantial damages and/or be enjoined from using or selling the infringing products or technology. Likewise, if we do not prevail in the lawsuits initiated by us, it could impact the strength or validity of the patents in question and decrease our competitive advantage in the market that was protected by the patent. For example, as described in “Note 11. Commitments and Contingencies – Canadian Patent Matters,” a judge in the Canada Court rendered a decision against us holding that our asserted patents were invalid and that we infringed upon a patent of a third party. The Canada Court granted an injunction prohibiting us from any further infringement of the asserted patent. To comply with this injunction, we were able to modify our product with minimal costs, however, there can be no assurance that we would be able to do so with any future matter. In addition, if we are not successful in appealing the infringement determination in this or a similar decision, we would be subject to a damages trial where the court may award significant damages if the court disagrees with our position regarding the proper measure of damages attributable to the invention. Any legal proceeding concerning intellectual property is generally not covered by insurance and could be protracted and costly regardless of the merits of any claim and is inherently unpredictable and could have a material adverse effect on our financial condition, regardless of the outcome.

We may be unable to attract and retain skilled and technically knowledgeable employees, which could adversely affect our business.

Our success and future growth is dependent upon attracting and retaining highly skilled professionals and other technical personnel. A number of our employees are highly skilled engineers, chemists and highly trained technicians, and our failure to continue to attract and retain such individuals could adversely affect our ability to compete in the oilfield services industry. We may confront significant and potentially adverse competition for these skilled and technically knowledgeable personnel, particularly during periods of increased demand for oil and natural gas. Additionally, at times there may be a shortage of skilled and technical personnel available in the market, potentially compounding the difficulty of attracting and retaining these employees. A sustained labor shortage

or increased turnover rates within our employee base could lead to increased costs and a material impact on our operations. If we are unable to recruit or retain sufficient skilled and technical personnel, it could have a material adverse effect on our business, financial condition and results of operations.

Loss of, or interruption to, our information and computer systems could adversely affect our business.

We are heavily dependent on our information systems and computer based programs, including our engineering information and accounting data. If any of such programs or systems were to fail or create erroneous information in our hardware or software network infrastructure, whether due to cyberattack or otherwise, unfavorable consequences could result including loss of our communication links or the inability to automatically process commercial transactions or engage in similar automated or computerized business activities. Any such consequence could have a material adverse effect on our business, financial condition and results of operations.

We are subject to cybersecurity risks. A cyber incident could occur and result in information theft, data corruption, operational disruption and/or financial loss.

Our operations depend on effective and secure information technology systems. Threats to information technology systems, including as a result of cyberattacks and cyber incidents, continue to grow. Cybersecurity risks could include, but are not limited to, ransomware attacks, malicious software, attempts to gain unauthorized access to our data and the unauthorized release, corruption or loss of our data and personal information, interruptions in communication, loss of our intellectual property or theft of our sensitive or proprietary technology, loss or damage to our data delivery systems, or other cybersecurity and infrastructure systems, including our property and equipment. As a result of our hybrid work schedule, remote work and remote access to our systems has increased significantly as a large number of our office employees work remotely at least two days a week. Remote work relies heavily on the use of remote networking and online conferencing services that enable employees to work outside of our corporate infrastructure and, in some cases, use their own personal devices, which exposes us to additional cybersecurity risks, including unauthorized access to sensitive information as a result of increased remote access and other cybersecurity related incidents.

We are consistently subject to attempts to compromise our information technology systems. It is possible that our business, financial and other systems could be compromised, which could go unnoticed for a prolonged period of time. While we utilize various procedures and controls to mitigate exposure to such risk, there can be no assurance that the procedures and controls that we implement, or which we cause third party service providers to implement, are sufficient to protect our systems, information or other property. Additionally, customers as well as other third parties upon whom we rely face similar cybersecurity threats, which could directly or indirectly impact our business and operations. The occurrence of a cyber incident or attack could have a material adverse effect on our business, financial condition and results of operations. Further, as cyber incidents continue to evolve, we may be required to incur additional costs to continue to modify or enhance our protective measures or to investigate or remediate the effects of cyber incidents. Also, our insurance coverage for cyberattacks may not be sufficient to cover all the losses we may experience as a result of such cyberattacks. For additional information on our cybersecurity and information technology systems, see “Item 1C. Cybersecurity” below.

Complications with our ERP system could adversely impact our business and operations.

We rely extensively on information systems and technology to manage our business and summarize operating results. Our ERP system is designed to accurately maintain our financial records, enhance operational functionality and provide timely information to our management team related to the operation of the business. Technical issues in the operation of our ERP system could cause operating and reporting delays, increased costs and other difficulties. If we are unable to successfully operate our ERP system, it could have a material adverse effect on our business, financial condition and results of operations. Additionally, if we do not effectively operate the ERP system, our internal control over financial reporting could be deemed ineffective which may adversely affect our ability to assess those controls adequately or timely, and may limit our ability to produce reliable financial data.

We may not be able to satisfy technical requirements, testing requirements, code requirements or other specifications under contracts and contract tenders.

Many of our products could be used in harsh environments and severe service applications. Our contracts with customers and customer requests for bids may set forth detailed specifications or technical requirements (including that they meet certain industrial code requirements, such as API, ASME or similar codes, or that our processes and facilities maintain ISO or similar certifications) for our products and services, which may also include extensive testing requirements. We cannot assure you that our products or facilities will be able to satisfy the specifications or requirements, or that we will be able to perform the full-scale testing necessary to prove that the product specifications are satisfied in future contract bids or under existing contracts, or that the costs of modifications to our products or facilities to satisfy the specifications and testing will not adversely affect our results of operations. If our products or facilities are unable to satisfy such requirements, or we are unable to perform or satisfy the required testing, our customers may cancel their contracts and/or seek new suppliers, which could have a material adverse effect on our business, financial condition and results of operations.

Risks Related to Environmental and Regulatory Matters

Hydraulic fracturing is substantially dependent on the availability of water. Restrictions on the ability of our customers to obtain water may have a material adverse effect on our business, financial condition and results of operations.

Water is an essential component in unconventional oil and natural gas development and production during both the drilling and hydraulic fracturing processes. Over the past several years, certain of the areas in which we sell our products and services have experienced extreme drought conditions and competition for water in such areas is growing. As a result of this severe drought, some local water districts and Canadian provinces have begun restricting the use of water subject to their jurisdiction for hydraulic fracturing to protect local water supply. The inability of our customers to obtain water to use in their operations from local sources or to effectively utilize flowback water could impact demand for our products and services, which could have a material adverse effect on our business, financial condition and results of operations.

The adoption of climate change legislation or regulations restricting emissions of GHGs, and associated litigation, could result in increased compliance or operating costs, limit the areas in which our customers may conduct E&P activities, and reduce demand for oil and natural gas.

Governmental, scientific, and public concern over the threat of climate change arising from GHG emissions is giving rise to an increased likelihood of regulatory actions to address climate change in the United States and abroad. As a result, our customers are or may become subject to statutes or regulations aiming to reduce emissions of GHGs. In December 2009, the EPA determined that emissions of carbon dioxide, methane and other GHGs present an endangerment to public health and the environment because emissions of such gases are, according to the EPA, contributing to warming of the earth's atmosphere and other climatic changes. Based on these findings, the EPA has proposed regulations restricting emissions of GHGs under existing provisions of the CAA, including establishing New Source Performance Standards ("NSPS"), a set of uniform technology-based standards for new and modified sources of air pollution, that govern emissions of methane and volatile organic compounds from new and modified oil and natural gas development and production operations. In May 2023, the EPA issued a proposed rule setting NSPS that would regulate GHGs from fossil fuel-fired power plants. If finalized, this proposed rule would have profound effects on future energy production. Most recently, in December 2023, the EPA announced a final rule that will sharply reduce emissions of methane and other harmful air pollution from oil and natural gas operations. The final rule includes updated and strengthened standards for methane and other air pollutants from new, modified, and reconstructed sources, as well as guidelines to assist states in developing plans to limit methane emissions from existing sources. The Inflation Reduction Act of 2022 became law in August 2022, and aims to reduce GHGs, including carbon dioxide, by 40 percent by 2030. The Inflation Reduction Act provides billions of dollars in financial incentives, in the form of grants and loans, designed to facilitate financing and deployment of renewable energy projects in the United States.

In November 2005, the Canadian federal government began to regulate carbon dioxide emissions by adding carbon dioxide to the List of Toxic Substances under CEPA. Today, many GHG emissions sources are subject to a carbon tax of CAD 65/CO₂e, which will rise to CAD 170/CO₂e in 2030 or to a provincial system which is equivalent to the federal tax. In June 2022, the Canadian federal government also brought into force the CFR which sets GHG emissions limits on a variety of liquid fuels, including gasoline and diesel. In December 2023, the federal government released the Federal Cap Framework that proposes regulations to cap oil and gas emissions in 2030 at 35 to 38 percent below 2019 levels. At the same time the Canadian federal government proposed amendments to reduce methane emissions in the upstream oil and gas sector by 75% below 2012 levels by 2030. While the scope and future implementation of any final rules and regulations regarding such proposed NSPS in the United States or the Federal Cap Framework in Canada, emissions requirements and financial incentives, remain uncertain, these rules and regulations could have an adverse effect on our customers and result in an indirect material adverse effect on our business.

Various U.S. states or groups of states also have adopted or considered adopting legislation, regulations or other governmental actions focused on reducing GHG emissions, including cap and trade programs, carbon taxes, restricting methane emissions from exploration and production activities, reporting and tracking initiatives and renewable portfolio standards. At the international level, the United States and Canada are parties to the United Nations-sponsored Paris Agreement, a non-binding agreement for nations to limit their GHG emissions through individually-determined reduction goals. Moreover, at the December 2023, COP28 climate summit, representatives from nearly 200 countries agreed to transition away from fossil fuels in energy systems so as to achieve net zero by 2050. Although it is not possible at this time to predict how any legal requirements imposed following the implementation of the Paris Agreement, subsequent international negotiations or otherwise that may be adopted or issued to address GHG emissions would impact our business or that of our customers, any such future laws, regulations or legal requirements imposing reporting or permitting obligations on, or limiting emissions of GHGs from, oil and natural gas exploration activities could require our customers to incur costs to reduce emissions of GHGs associated with their operations. In addition, substantial limitations on GHG emissions could adversely affect demand for the oil and natural gas our customers produce.

In addition, various federal and/or state common law claims have been made against certain energy companies alleging that GHG emissions have resulted in actionable damages. As a result, private individuals may seek to enforce environmental laws and regulations against certain energy companies and could allege personal injury or property damages. While our business is not a party

to any such litigation, we could be named in actions making similar allegations. An unfavorable ruling in any such case could significantly impact our or our customers' operations and could have a material adverse effect on our business, financial condition and results of operations.

Moreover, climate change may cause more extreme weather conditions such as more intense droughts, hurricanes, thunderstorms, tornadoes and snow or ice storms, as well as wildfires and rising sea levels and increased volatility in seasonal temperatures. Extreme weather conditions can interfere with our or our customers' operations and increase our costs, and damage resulting from extreme weather may not be fully insured. However, at this time, we are unable to determine the extent to which climate change may lead to increased storm or weather hazards affecting our operations.

Federal and state legislative and regulatory initiatives relating to hydraulic fracturing could result in increased costs and additional operating restrictions or delays on our customers, which could in turn decrease the demand for our products and services.

Our business is dependent on the ability of our customers to conduct hydraulic fracturing and horizontal drilling activities. Hydraulic fracturing is an important common practice that is used to stimulate production of hydrocarbons, particularly natural gas, from tight formations, including shales. The process, which involves the injection of water, sand and other proppants under pressure into formations to fracture the surrounding rock and stimulate production, is typically regulated by state oil and natural gas commissions in the United States and provincial energy regulators in Canada. In the United States, the federal government can, however, limit hydraulic fracturing activities on federal lands through permitting, including by limiting the amount of lands available to lease or increasing royalty rates. In addition, the current administration cancelled the construction permit for the Keystone XL oil pipeline, which would have transported Canadian oil to the Gulf Coast. Federal and provincial agencies also have asserted regulatory authority over additional aspects of the process and there are certain governmental reviews either completed, underway, or being proposed that focus on the environmental aspects of hydraulic fracturing practices. These completed, ongoing, or proposed studies, depending on their degree of pursuit and whether any meaningful results are obtained, could spur initiatives to further regulate hydraulic fracturing. For example, in December 2016, the EPA released a final report assessing the potential impacts of hydraulic fracturing on drinking water resources. In this report, the EPA found scientific evidence that hydraulic fracturing activities can impact drinking water resources under some circumstances. Other governmental agencies, including the U.S. Department of Energy, the U.S. Geological Survey and the U.S. Government Accountability Office, have evaluated or are evaluating various other aspects of hydraulic fracturing. State, provincial and federal regulatory agencies recently have focused on a possible connection between the operation of injection wells used for oil and natural gas waste disposal and seismic activity. Similar concerns have been raised that hydraulic fracturing may also contribute to seismic activity. When caused by human activity, such events are called induced seismicity. Regulatory agencies at all levels are continuing to study the possible linkage between oil and natural gas activity and induced seismicity. These ongoing or proposed studies could spur initiatives to further regulate hydraulic fracturing and could ultimately make it more difficult or costly to perform fracturing and increase the costs of compliance and doing business for our customers. In addition, in response to concerns regarding induced seismicity, regulators in some states and provinces have from time to time, developed and implemented plans directing certain wells where seismic incidents have occurred to monitor, restrict or suspend disposal well operations. Such actions to monitor, restrict or suspend disposal well operations could make it more difficult or costly for our customers to perform fracturing and may increase their operating costs, thereby reducing their cash flows.

Various state, provincial, and local-level initiatives in regions with substantial shale resources have been or may be proposed or implemented to further regulate hydraulic fracturing practices, limit water withdrawals and water use, require disclosure of fracturing fluid constituents, restrict which additives may be used, or implement temporary or permanent bans on hydraulic fracturing. For instance, the State of New York elected in 2015 to prohibit high volume hydraulic fracturing altogether and California is poised to ban hydraulic fracturing on state-permitted lands in 2024. Any increased regulation of hydraulic fracturing could reduce our customers' demand for our products and services and have a material adverse effect on our business, financial condition and results of operations.

At this time, it is not possible to estimate the impact on our business of newly enacted or potential federal, state, provincial or local laws governing hydraulic fracturing.

Restrictions on drilling activities intended to protect certain species of wildlife may adversely affect the ability of our customers to conduct drilling activities in some of the areas where we operate.

Oil and natural gas operations in our operating areas can be adversely affected by seasonal or permanent restrictions on drilling activities designed to protect various wildlife and their habitat, which may limit the ability of our customers to operate in protected areas. Permanent restrictions imposed to protect endangered species could prohibit drilling in certain areas or require the implementation of expensive mitigation measures. Additionally, the designation of previously unprotected species as threatened or endangered in areas where we operate could result in increased costs arising from species protection measures. Restrictions on the oil and natural gas operations of our customers to protect wildlife and their habitat could reduce demand for our products and services, which could have a material adverse effect on our business, financial condition and results of operations.

We may not be able to meet applicable regulatory requirements for our use of certain chemicals by our tracer diagnostics business, and, even if requirements are met, complying on an ongoing basis with the numerous regulatory requirements may be time-consuming and costly.

The chemicals that we use in our tracer diagnostics business may be subject to government regulation in our target markets. In the United States, the EPA administers the Toxic Substances Control Act (the “TSCA”) which regulates the commercial registration, distribution, and use of many chemicals, including many of the chemicals we use in our tracer diagnostics business. Before we can manufacture or distribute significant volumes of a chemical, we need to determine whether that chemical is listed in the TSCA inventory. If the substance is listed, then manufacture or distribution can commence immediately. If not, then we must file a Pre-Manufacture Notice (“PMN”) with the EPA for review. Certain categories of chemical substances may be exempt from a full PMN review, including chemical substances that qualify for a Low Volume Exemption (“LVE”). We have filed PMNs for certain chemicals, and have sought for and obtained LVEs for other chemicals that we use in our tracer diagnostics business, and we will file additional PMNs or seek additional LVEs in the future. We may not be able to expediently receive approval from the EPA to list such chemicals on the TSCA inventory, resulting in delays in our ability to manufacture such chemicals, or significant increases in testing requirements.

In addition, once we have the EPA approval authorizing us to manufacture PMN substances for our tracer diagnostics business, we remain subject to regulatory requirements, including, as applicable, volume limitations that may impede us from producing sufficient quantities of such chemicals. Noncompliance with the EPA consent order could result in civil or criminal penalties and delays, or require us to cease operations that are authorized under the consent order. Similar programs exist in most, if not all, of the countries in which we may seek to produce, import or use certain chemicals in our tracer diagnostics business, including compliance with regulations imposed in Canada by the Environment and Climate Change Canada/Health Canada as well as in Norway, the United Kingdom and Australia. These programs may increase the risk of noncompliance as well as result in additional testing that increases cost and may limit the number of tracers that are available to use in those markets. In addition, federal and state agencies may change the requirements or increase their scrutiny as it relates to any of the chemicals we use. For instance, some of the chemicals we use are classified as per-and polyfluoroalkyl substances (“PFAS”), which are becoming subject to greater regulation by certain agencies, including the EPA. We cannot assure you that we will be able to obtain necessary approvals in a timely manner or at all. If we do not meet applicable regulatory requirements in a particular country for some chemicals, then we may not be able to commercialize those chemicals or tracers in such country, and our business could be adversely affected. In addition, with respect to PFAS, in October 2023, the EPA published a final rule under TSCA to require all manufacturers (including importers) of PFAS and PFAS-containing articles in any year since 2011 to report information to the EPA on PFAS uses, production volumes, disposal, exposures, and hazards. Changes in regulatory requirements, laws and policies, or evolving interpretations of existing regulatory requirements, laws and policies, may result in increased compliance costs, delays, capital expenditures and other financial obligations that could adversely affect our business or results of operations.

Risks Relating to Our Indebtedness

We are a holding company and rely on dividends, distributions and other payments, advances and transfers of funds from our subsidiaries to meet our obligations.

We are a holding company that does not conduct any business operations of our own. As a result, we are largely dependent upon cash dividends and distributions and other transfers from our subsidiaries to meet our obligations. The agreements governing the indebtedness of our subsidiaries impose restrictions on our subsidiaries’ ability to pay dividends or other distributions to us. The deterioration of the earnings from, or other available assets of, our subsidiaries for any reason also could limit or impair their ability to pay dividends or other distributions to us.

Our outstanding indebtedness could adversely affect our financial condition and our ability to operate our business, and we may not be able to generate sufficient cash flows to meet our debt service obligations.

As of December 31, 2023, our total outstanding indebtedness was \$8.2 million, of which no amount was outstanding under our ABL Facility. Under our ABL Facility, which is secured by substantially all of our assets, we may borrow up to the lesser of a borrowing base and \$35.0 million, with sublimits for loans in Canadian dollars, letters of credit and swingline loans. The borrowing base is determined based on 85% of eligible accounts receivables, 85% of the net orderly liquidation value of eligible inventory, and 100% of cash in a specified pledged account, subject to change in the administrative agent’s permitted discretion, and does not include assets of Repeat Precision. Our ABL Facility is subject to interest rate fallback provisions applicable in the event that the secured overnight financing rate (“SOFR”) or other interest rate benchmarks provided thereunder become unavailable or unrepresentative of lenders’ cost of funds. There can be no assurance that our ABL Facility will be adequate in size to satisfy our liquidity needs, or that adverse energy market developments impacting our customers will not constrain our liquidity by reducing the size of our borrowing base.

Our outstanding indebtedness, and any additional indebtedness we incur, may have important consequences for us, including, without limitation, that: we may be required to use a substantial portion of our cash flow to pay the principal of and interest on our indebtedness; our indebtedness and leverage may increase our vulnerability to adverse changes in general economic and industry conditions, as well as to competitive pressures; our ability to obtain additional financing for working capital, capital expenditures, acquisitions and for general corporate and other purposes may be limited; our indebtedness may expose us to the risk of increased interest rates because our borrowings are at variable rates of interest (including SOFR); our indebtedness may prevent us from taking advantage of business opportunities as they arise or successfully carrying out our plans to expand our business; and our flexibility in planning for, or reacting to, changes in our business and our industry may be limited by covenants in our indebtedness documents.

Under the terms of the credit agreement governing our ABL Facility, we are required to comply with specified financial and operating covenants, which may limit our ability to operate our business as we otherwise might operate it. The obligations under our ABL Facility may be accelerated upon the occurrence of an event of default, which includes customary events of default including, without limitation, payment defaults, cross-defaults to certain material indebtedness, covenant defaults, material inaccuracy of representations and warranties, bankruptcy events, material judgments, certain ERISA-related events, material defects with respect to guarantees and collateral, invalidity of subordination provisions and change of control. If not cured, an event of default could result in any amounts outstanding, including any accrued interest and unpaid fees, becoming immediately due and payable, which would require us to, among other things: seek additional financing in the debt or equity markets, refinance or restructure all or a portion of our indebtedness, sell selected assets and/or reduce or delay planned capital or operating expenditures. Such measures might not be sufficient to enable us to service our debt and any such financing or refinancing might not be available on economically favorable terms or at all. If we are not able to generate sufficient cash flows to meet our debt service obligations or are forced to take additional measures to be able to service our indebtedness, it could have a material adverse effect on our business, financial condition and results of operations.

We and our subsidiaries may be able to incur substantial indebtedness or other cash obligations.

We may incur substantial additional indebtedness or other cash obligations in the future. Although the terms of the agreement governing our ABL Facility contains restrictions on our ability to incur additional indebtedness, these restrictions are subject to a number of important exceptions, and indebtedness incurred in compliance with these restrictions could be substantial. Repeat Precision has entered into the Repeat Precision Promissory Note with an aggregate borrowing capacity of \$4.3 million, which may be used to fund its business strategies and the joint venture could in the future, and has in the past, paid us cash distributions. When Repeat Precision increases the outstanding borrowings under the Repeat Precision Promissory Note, it may not be able to meet the ongoing interest obligations or repay the principal balance when due and the note may not be renewed on the current schedule, which could prevent Repeat Precision from pursuing its business strategies, paying us cash distributions or obtaining additional financing and could also have a material adverse effect on our business, financial condition and results of operations. In addition, we issue equivalent stock units, or cash-settled, liability-classified RSUs (“ESUs”) that are settled in cash at the closing price of our common stock on the day of vesting, which may require us to pay a substantial amount and could impact our liquidity. If we and our subsidiaries incur substantial additional indebtedness or other cash obligations, the related risks to our financial condition could increase.

Restrictive covenants in the agreement governing our ABL Facility or other indebtedness may restrict our ability to pursue our business strategies.

The agreement governing our ABL Facility contains a number of restrictive covenants that impose significant operating and financial restrictions on us and may limit our ability to engage in acts that may be in our long-term best interests. These include covenants restricting, among other things, our ability to: incur additional indebtedness; grant liens; enter into burdensome agreements with negative pledge clauses or restrictions on subsidiary distributions; make certain investments; pay dividends; make payments in respect of junior lien or subordinated debt; make acquisitions; consolidate, amalgamate, merge, liquidate, divide or dissolve; sell, transfer or otherwise dispose of assets; make certain organizational changes (including with respect to organizational documents and changes in fiscal year); engage in sale-leaseback transactions; engage in transactions with affiliates; enter into operating leases; enter into hedging arrangements; enter into certain leasehold arrangements and arrangements with respect to inventory and equipment; and materially alter our business. In addition, the agreement governing the Repeat Precision Promissory Note (together with the ABL Facility, the “Available Loans”) contains a number of restrictive covenants that impose significant operating and financial restrictions on Repeat Precision.

Our ABL Facility requires, as a condition to borrowing, that our available cash on hand after borrowings does not exceed \$10.0 million. The ABL Facility also contains a financial covenant requiring us to maintain a fixed charge coverage ratio of at least 1.0 to 1.0 for the applicable 12 month period whenever liquidity under our ABL Facility is less than 20% of revolving commitments. Our ability to satisfy the fixed charge coverage ratio can be affected by events beyond our control and we cannot assure you that we will be able to satisfy these covenants. Our inability to satisfy the fixed charge coverage ratio could render us unable to borrow under the ABL Facility at the time when liquidity is most needed.

A breach of any covenant or restriction contained in the agreement governing our Available Loans could result in an event of default thereunder. If any such event of default occurs, the lenders under the respective Available Loan may elect (after the expiration of any applicable notice or grace periods) to declare all outstanding borrowings, together with accrued and unpaid interest and other amounts payable thereunder, to be immediately due and payable. The lenders under our Available Loans also have the right, upon an event of default thereunder, to terminate any commitments they have to provide further borrowings. Further, following an event of default under the agreement governing our Available Loans, the lenders under the loan will have the right to proceed against the collateral granted to them to secure that debt. If the debt under an Available Loan was to be accelerated, the assets to secure the loan may not be sufficient to repay in full that debt or any other debt that may become due as a result of that acceleration.

Risks Relating to Ownership of Our Common Stock

The price of our common stock may be volatile and you could lose all or part of your investment.

Securities markets worldwide have experienced in the past, and are likely to experience in the future, significant price and volume fluctuations. Specifically, the oilfield services sector has recently experienced significant market volatility. This market volatility, as well as general economic, market or political conditions could reduce the market price of our common stock regardless of our results of operations. The trading price of our common stock may be highly volatile and could be subject to wide price fluctuations in response to various factors, including, among other things, the risk factors described herein and other factors beyond our control. Factors affecting the trading price of our common stock could include:

- market conditions in the broader stock market;
- actual or anticipated variations in our quarterly financial and operating results;
- developments in the oil and natural gas industry in general or in the oil and natural gas services market in particular;
- variations in operating results of similar companies;
- introduction of new services by us, our competitors or our customers;
- issuance of new, negative or changed securities analysts' reports, recommendations or estimates;
- a decline in the number of securities analysts covering our company;
- investor perceptions of us and the industries in which we or our customers operate, including perceptions of our ESG attributes;
- sales, or anticipated sales, of our stock, including sales by our officers, directors and significant stockholders;
- additions or departures of key personnel;
- regulatory or political developments;
- the public's response to press releases or other public announcements by us or third parties, including our filings with the SEC;
- announcements, media reports or other public forum comments related to litigation, claims or reputational charges against us;
- guidance, if any, that we provide to the public, any changes in this guidance or our failure to meet this guidance;
- the sustainability of an active trading market for our common stock;
- investor perceptions of the investment opportunity associated with our common stock relative to other investment alternatives;
- other events or factors, including those resulting from system failures and disruptions, wildfires, floods, droughts, earthquakes, hurricanes, war, acts of terrorism, other natural disasters or responses to these events;
- changes in accounting principles;
- share-based compensation expense under applicable accounting standards;
- litigation and governmental investigations; and
- changing economic conditions.

In addition, because our common stock is more thinly traded, its market price may fluctuate significantly more than the stock market in general or the stock prices of similar companies, which are exchanged, listed or quoted on Nasdaq or another stock exchange. Approximately 31% of our shares of our common stock are held by non-affiliates as of December 31, 2023. Thus, our common stock will be less liquid than the stock of companies with broader public ownership, and as a result, the trading price for our

shares of common stock may be more volatile. Furthermore, the trading of our common stock may be further reduced given the more limited research coverage by securities and industry analysts. Among other things, trading of a relatively small volume of our common stock may have a greater impact on the trading price for our stock than would be the case if our public float were larger.

These and other factors may cause the market price and demand for shares of our common stock to fluctuate substantially, which may limit or prevent investors from readily selling their shares of common stock and may otherwise negatively affect the liquidity of our common stock. In addition, in the past, when the market price of a stock has been volatile, holders of that stock sometimes have instituted securities class action litigation against the company that issued the stock. Securities litigation against us, regardless of the merits or outcome, could result in substantial costs and divert the time and attention of our management from our business, which could significantly harm our business, profitability and reputation.

We are controlled by the Advent Funds, whose interests may differ from those of our public stockholders.

We are controlled by funds (the “Advent Funds”) managed by Advent, which beneficially own in the aggregate 60% of the combined voting power of our common stock. As a result of this ownership, Advent will have effective control over the outcome of votes on all matters requiring approval by our stockholders, including the election of directors, the adoption of amendments to our charter and bylaws and other significant corporate transactions.

In addition, persons previously associated with Advent currently serve on our board of directors (our “Board”). The interests of Advent may not always coincide with the interests of our other stockholders, and the concentration of effective control in Advent will limit other stockholders’ ability to influence corporate matters. The concentration of ownership and voting power of Advent also may delay, defer or even prevent an acquisition by a third-party or other change of control and may make some transactions more difficult or impossible without their support, even if such events are in the best interests of our other stockholders.

Further, Advent may have an interest in having us pursue acquisitions, divestitures, financing or other transactions, including, but not limited to, the issuance of additional debt or equity and the declaration and payment of dividends, that, in its judgment, could enhance Advent’s equity investments, even though such transactions may involve risk to us or to our creditors. Additionally, the Advent Funds may make investments in businesses that directly or indirectly compete with us, or may pursue acquisition opportunities that may be complementary to our business and, as a result, those acquisition opportunities may not be available to us.

Advent may take actions that our other stockholders do not view as beneficial, which may adversely affect our business, financial condition and results of operations and cause the value of the investment of other stockholders to decline.

Advent and our directors that were previously affiliated with Advent, with certain exceptions, do not have obligations to present business opportunities to us and may compete with us.

Our Second Amended and Restated Certificate of Incorporation (as amended by the Certificate of Amendment, our “amended and restated certificate of incorporation”) provides that Advent and our directors that were previously affiliated with Advent do not have any obligation to offer us an opportunity to participate in business opportunities presented to them even if the opportunity is one that we might reasonably have pursued (and therefore may be free to compete with us in the same business or similar businesses), and that, to the extent permitted by law, Advent and such directors, will not be liable to us or our stockholders for breach of any duty by reason of any such activities.

As a result, Advent or any of its managers, officers, directors, agents, stockholders, members, partners, affiliates and subsidiaries (other than us and our subsidiaries) will not be prohibited from investing in competing businesses or doing business with our clients. Therefore, we may be in competition with Advent and such persons or their respective affiliates, and we may not have knowledge of, or be able to pursue, transactions that could potentially be beneficial to us. Accordingly, we may lose certain corporate opportunities or suffer competitive harm, which could have a material adverse effect on our business, financial condition, results of operations or prospects.

Future sales of our common stock, or the perception in the public markets that these sales may occur, could cause the market price for our common stock to decline.

We may sell additional shares of common stock in subsequent public offerings. In addition, we currently have an effective shelf registration statement on file with the SEC to allow us to sell and certain requesting holders to resell shares of our common stock. We cannot predict the effect, if any, that such market sales of shares of our common stock or the availability of shares of our common stock for sale will have on the market price of our common stock prevailing from time to time. Sales of substantial amounts of shares of our common stock in the public market, or the perception that those sales will occur, could cause the market price of our common stock to decline.

We have elected to take advantage of the “controlled company” exemption to the corporate governance rules for publicly-listed companies, which could make our common stock less attractive to some investors or otherwise harm our stock price.

Because we qualify as a “controlled company” under the corporate governance rules for publicly-listed companies on the Nasdaq Capital Market (“Nasdaq”), we are not required to have a majority of our Board be independent, nor are we required to have a compensation committee or a Board committee performing the Board nominating function. As permitted by our status as a controlled company, we may choose to change our Board composition, or the composition of the compensation, nominating and corporate governance committee. Accordingly, should the interests of the Advent Funds differ from those of other stockholders, the other stockholders may not have the same protections afforded to stockholders of companies that are subject to all of the corporate governance rules for publicly-listed companies. Our status as a controlled company could make our common stock less attractive to some investors or otherwise harm our stock price.

Anti-takeover protections in our amended and restated certificate of incorporation, our amended and restated bylaws or our contractual obligations may discourage or prevent a takeover of our company, even if an acquisition would be beneficial to our stockholders.

Provisions contained in our amended and restated certificate of incorporation and amended and restated bylaws, as amended, as well as provisions of the Delaware General Corporation Law (the “DGCL”), could delay or make it more difficult to remove incumbent directors or could impede a merger, takeover or other business combination involving us or the replacement of our management or discourage a potential investor from making a tender offer for our common stock, which, under certain circumstances, could reduce the market value of our common stock, even if it would benefit our stockholders.

In addition, our Board has the authority to cause us to issue, without any further vote or action by the stockholders, up to 10,000,000 shares of preferred stock, par value \$0.01 per share, in one or more series, to designate the number of shares constituting any series, and to fix the rights, preferences, privileges and restrictions thereof, including dividend rights, voting rights, rights and terms of redemption, redemption price or prices and liquidation preferences of such series. The issuance of shares of preferred stock or the adoption of a stockholder rights plan may have the effect of delaying, deferring or preventing a change in control of our company without further action by the stockholders, even where stockholders are offered a premium for their shares.

In addition, under the agreement governing our ABL Facility, a change of control would cause an event of default to occur and the lenders under the facility would have the right to accelerate their loans, and if so accelerated, we would be required to repay all of our outstanding obligations under our ABL Facility. In addition, from time to time we may enter into contracts that contain change of control provisions that limit the value of, or even terminate, the contract upon a change of control. These change of control provisions may discourage a takeover of our company, even if an acquisition would be beneficial to our stockholders.

We are a “smaller reporting company” and have elected to comply with reduced reporting requirements, which could make our common stock less attractive to investors.

We are currently a “smaller reporting company,” meaning that we are not an investment company, an asset-backed issuer, or a majority-owned subsidiary of a parent company that is not a smaller reporting company and have a public float of less than \$250 million. “Smaller reporting companies” are exempt from the auditor attestation requirements of Section 404(b) of the Sarbanes-Oxley Act of 2002; have reduced disclosure obligations regarding executive compensation in periodic reports and proxy statements; and have certain other decreased disclosure obligations in their SEC filings, including, among other things, only being required to provide two years of audited financial statements in annual reports. In the event we are no longer a “smaller reporting company,” our legal, accounting and other expenses may further increase as we will no longer qualify for an exemption from the auditor attestation requirements of Section 404(b) of the Sarbanes-Oxley Act of 2002.

Decreased disclosures in our SEC filings due to our status as a “smaller reporting company” may make it harder for investors to analyze our results of operations and financial prospects.

We may identify material weaknesses or otherwise fail to maintain an effective system of internal controls, which may result in material misstatements of our financial statements or cause us to fail to meet our reporting obligations or fail to prevent fraud; which would harm our business and could negatively impact the price of our common stock.

Effective internal controls are necessary for us to provide reliable financial reports and prevent fraud. If we fail to maintain an effective system of internal controls, we might not be able to report on our financial results accurately or prevent fraud; which would harm our business and could negatively impact the price of our common stock. Any material weakness in our internal control over financial reporting could result in a material misstatement of our annual or interim consolidated financial statements that may not be prevented or detected on a timely basis.

In addition, an independent registered public accounting firm has never performed an evaluation of our internal control over financial reporting in accordance with the provisions of the Sarbanes-Oxley Act of 2002 because no such evaluation has been required. Had our independent registered public accounting firm performed an evaluation of our internal control over financial reporting in accordance with the provisions of the Sarbanes-Oxley Act of 2002, material weaknesses may have been identified. If we are unable to prevent or remediate any material weakness in our internal control over financial reporting, or identify any additional material weaknesses that may exist, the accuracy and timing of our financial reporting may be adversely affected, we may be unable to maintain compliance with securities law requirements regarding timely filing of periodic reports in addition to applicable stock exchange listing requirements, we may be unable to prevent fraud, investors may lose confidence in our financial reporting, and our stock price may decline as a result. Additionally, our reporting obligations as a public company could place a strain on our management, operational and financial resources and systems for the foreseeable future and may cause us to fail to timely achieve and maintain the adequacy of our internal control over financial reporting.

Our amended and restated certificate of incorporation provides, subject to certain exceptions, that the Court of Chancery of the State of Delaware will be the sole and exclusive forum for certain stockholder litigation matters, which could limit our stockholders' ability to obtain a favorable judicial forum for disputes with us or our directors, officers, employees or stockholders.

Our amended and restated certificate of incorporation provides, subject to limited exceptions, that the Court of Chancery of the State of Delaware will, to the fullest extent permitted by law, be the sole and exclusive forum for (i) any derivative action or proceeding brought on our behalf; (ii) any action asserting a claim of breach of a fiduciary duty owed by any of our directors, officers or other employees to us or our stockholders; (iii) any action asserting a claim against us, any director or our officers or employees arising pursuant to any provision of the DGCL, our certificate or our amended and restated by-laws; or (iv) any action asserting a claim against us, any director or our officers or employees that is governed by the internal affairs doctrine. Any person or entity purchasing or otherwise acquiring any interest in shares of our capital stock shall be deemed to have notice of and to have consented to the provisions of our certificate described above. This choice of forum provision may limit a stockholder's ability to bring a claim in a judicial forum that it finds favorable for disputes with us or any of our directors, officers, other employees or stockholders which may discourage lawsuits with respect to such claims. Alternatively, if a court were to find the choice of forum provision that will be contained in our certificate to be inapplicable or unenforceable in an action, we may incur additional costs associated with resolving such action in other jurisdictions, which could have a material adverse effect on our business, financial condition and results of operations.

Application of the choice of forum provision may be limited in some instances by law. Section 27 of the Exchange Act provides for exclusive federal court jurisdiction over Exchange Act claims. Accordingly, to the extent the exclusive forum provision is held to cover a stockholder derivative action asserting claims under the Exchange Act, such claims could not be brought in the Court of Chancery of the State of Delaware and would instead be within the jurisdiction of the federal district court for the District of Delaware. Section 22 of the Securities Act of 1933, as amended ("Securities Act") creates concurrent jurisdiction for federal and state courts over all suits brought to enforce any duty or liability created by the Securities Act or the rules and regulations thereunder. Moreover, our stockholders will not be deemed by operation of our choice of forum provision to have waived our compliance with the federal securities laws and the regulations promulgated thereunder. It is also possible that, notwithstanding the forum selection clause, a court could rule that such a provision is inapplicable or unenforceable, which could adversely impact our results of operations, financial position and cash flows.

Public and investor sentiment towards climate change, fossil fuels and other ESG matters could adversely affect our operations, cost of capital, availability of capital and the price of our common stock.

Opposition toward the oil and natural gas industry has been growing globally and is particularly pronounced in the United States. Companies in the oil and natural gas industry are often the target of activist efforts from both individuals and non-governmental organizations regarding safety, human rights, climate change, environmental matters, sustainability, and business practices. Anti-development activists are working to, among other things, reduce access to federal and state government lands and delay or cancel certain operations such as drilling and development. Any such activism against oil and natural gas exploration and development may cause operational delays or restrictions, increased operating costs, additional regulatory burdens and increased risk of litigation.

There have been intensifying efforts within the investment community (including investment advisors, investment fund managers, sovereign wealth funds, public pension funds, universities and individual investors) to promote the divestment of, or limit investment in, the stock of companies in the oil and gas industry. There has also been pressure on lenders and other financial services companies to limit or curtail financing of companies in the oil and gas industry. Because we operate within the oil and gas industry, if these efforts continue or expand, our stock price and our ability to raise capital may be negatively impacted. Members of the investment community are increasing their focus on ESG practices and disclosures by public companies, including practices and disclosures related to climate change and sustainability, diversity, equity and inclusion initiatives, and heightened governance standards. As a result, we may continue to face increasing pressure regarding our ESG disclosures and practices.

Item 1B. Unresolved Staff Comments

None.

Item 1C. Cybersecurity

We maintain a cyber risk management program designed to identify, assess, manage, mitigate, and respond to cybersecurity threats. An analysis of the impact, likelihood, and management preparedness of cybersecurity threats to our strategic priorities is part of our risk management process. The underlying controls of the cyber risk management program are based on recognized best practices and standards for cybersecurity and information technology, including the National Institute of Standards and Technology (“NIST”) Cybersecurity Framework (“CSF”) and the Center for Internet Security (“CIS”) Critical Security Controls.

We partner with leading cybersecurity companies and organizations to enhance our cybersecurity infrastructure, leveraging third-party technology and expertise to monitor and optimize the performance of deployed products and services. We also engage with third party firms to help identify, assess, and manage cybersecurity risks in alignment with cybersecurity standards and best practices. We use a third-party provider to supplement the continuous monitoring of our cybersecurity environment and to help coordinate the investigation and remediation of events. Our incident response plan documents the procedures for assessing and managing cybersecurity events, including steps for identifying the nature of a cybersecurity threat (including whether the threat is associated with a third-party provider), as well as assessing the severity of a cybersecurity threat. Our incident response team includes executives, and any material cybersecurity events are reported to our Board. In addition, employees are provided with online training courses to build awareness around potential cybersecurity scams and are tested periodically to maintain their focus in this important area.

The information technology group has decades of experience selecting, deploying, and operating cybersecurity technologies, initiatives, and processes. The group reports to our Chief Financial Officer. Our cybersecurity manager, who has held roles in security, infrastructure management, and enterprise information technology management, is responsible for assessing and managing the cyber risk management program, informs senior management regarding the prevention, detection, mitigation, and remediation of cybersecurity incidents and supervises such efforts.

The Audit Committee of our Board oversees our cybersecurity risk program and receives regular presentations from management regarding the Company’s efforts to monitor and mitigate cybersecurity risks. In addition, cybersecurity risks are reviewed by our Board, at least annually.

We face risks from cybersecurity threats that could have a material adverse effect on our business, financial condition, results of operations, cash flows or reputation. We have experienced, and will continue to experience, cyber incidents in the normal course of our business. However, prior cybersecurity incidents have not had a material adverse effect on our business, financial condition, results of operations, or cash flows. – See Item 1A. Risk Factors – *“We are subject to cybersecurity risks. A cyber incident could occur and result in information theft, data corruption, operational disruption and/or financial loss.”* for more information about these and other risks related to information security.

Item 2. Properties

Our corporate headquarters is located at 19350 State Highway 249, Suite 600, Houston, Texas 77070. We currently own one property, located in Calgary, Alberta, which is used for our engineering and research and development activities. In addition to our property in Calgary, Alberta, we also lease 16 properties with terms greater than 12 months that are used for our corporate headquarters, sales offices, manufacturing, engineering, district operations, laboratory, warehousing and storage yards. All of these properties are leased from third parties. We believe that these facilities are adequate for our current operations and that none of our leases are individually material to our business.

Item 3. Legal Proceedings

See “Note 11. Commitments and Contingencies” of our consolidated financial statements for further information regarding our legal proceedings.

Item 4. Mine Safety Disclosures

Not applicable.

PART II

Item 5. Market for Registrant’s Common Equity, Related Stockholder Matters and Issuer Purchases of Equity Securities

Market Information

Our common stock trades on the Nasdaq Capital Market under the symbol “NCSM”.

See Part III, Item 12. “Security Ownership of Certain Beneficial Owners and Management and Related Stockholder Matters” for information regarding shares of common stock authorized for issuance under our stock incentive plans.

Holders

On March 6, 2024, we had 2,485,708 shares of common stock outstanding, which were held by approximately 16 record holders. The actual number of stockholders is considerably greater than this number of record holders, and includes stockholders who are beneficial owners but whose shares are held in street name by brokers and other nominees.

Dividends

We do not intend to pay cash dividends on our common stock in the foreseeable future. However, in the future, we may change this policy and choose to pay dividends. Any future determination to pay dividends will be at the discretion of our Board and will take into account restrictions in our debt instruments, including our ABL Facility, general economic and business conditions, our net income, financial condition and results of operations, our capital requirements, our prospects, the ability of our operating subsidiaries to pay dividends and make distributions to us, legal restrictions and such other factors as our Board may deem relevant.

Performance Graph

As we are a “smaller reporting company,” for the year ended December 31, 2023, we are not required to provide the performance graph under Item 201(e) of Regulation S-K.

Unregistered Sales of Equity Securities and Use of Proceeds

None.

Issuer Purchases of Equity Securities

None.

Item 6. [Reserved]

Item 7. Management's Discussion and Analysis of Financial Condition and Results of Operations

The following is a discussion and analysis of our financial condition and results of operations as of, and for, the periods presented. You should read the following discussion and analysis of our financial condition and results of operations together with the sections entitled Item 1A. "Risk Factors," "—Cautionary Note Regarding Forward-Looking Statements," and our consolidated financial statements and related notes thereto included elsewhere in this Form 10-K. This section and other parts of the Form 10-K contain forward-looking statements regarding the industry outlook, estimates and assumptions concerning events and financial and industry trends that may affect our future results of operations or financial condition and other non-historical statements. These forward-looking statements are subject to numerous risks and uncertainties, including but not limited to the risks and uncertainties described in "—Cautionary Note Regarding Forward-Looking Statements" and Item 1A. "Risk Factors." Our actual results may differ materially from those contained in or implied by these forward-looking statements.

Overview and Outlook

We are a leading provider of highly engineered products and support services that facilitate the optimization of oil and natural gas well construction, well completions and field development strategies. We provide our products and services primarily to E&P companies for use in onshore and offshore wells, predominantly wells that have been drilled with horizontal laterals in both unconventional and conventional oil and natural gas formations. Our products and services are utilized in oil and natural gas basins throughout North America and in selected international markets, including the North Sea, the Middle East, Argentina and China. We provided our products and services to over 225 customers in 2023, including leading large independent oil and natural gas companies and major oil companies.

Our primary offering is our fracturing systems products and services, which enable efficient pinpoint stimulation: the process of individually stimulating each entry point into a formation targeted by an oil or natural gas well. Our fracturing systems products and services can be used in both cemented and open-hole wellbores and enable our customers to precisely place stimulation treatments in a more controlled and repeatable manner as compared with traditional completion techniques. Our fracturing systems products and services are utilized in conjunction with third-party providers of pressure pumping, coiled tubing and other services. As an extension of fracturing systems, we offer enhanced recovery systems, which enable our customers to inject water, other fluids, or gases in a controlled manner with the objective of increasing the amount of hydrocarbons produced from their assets.

We own a 50% interest in Repeat Precision, which sells composite frac plugs, perforating guns and related products. We provide tracer diagnostics services for well completion and reservoir characterization that utilize downhole chemical and radioactive tracers. We sell products for well construction, including casing buoyancy systems, liner hanger systems and toe initiation sleeves. We operate in one reportable segment that has been identified based on how our chief operating decision maker manages our business.

Our products and services are primarily sold to North American E&P companies and our ability to generate revenues from our products and services depends upon oil and natural gas drilling and completion activity in North America. Oil and natural gas drilling and completion activity is directly influenced by oil and natural gas prices.

Based on E&P company announced capital budgets and industry reports for 2024, we believe that annual average drilling and completion industry activity in Canada will be flat to slightly lower compared to 2023. Certain regions in Canada may ration the use of fresh water due to last summer's drought, which could in turn lead to a reduction in completions activity. We expect activity in the United States will decline on average by 5% to 10% compared to 2023, although we expect U.S. activity to increase compared to December 2023 levels as the year progresses. We expect international industry activity to improve on average between 5% to 10% in 2024 as compared to 2023.

Oil and natural gas prices were volatile in 2022, and this volatility continued into 2023. The war between Russia and Ukraine has played a significant role in this volatility and led to increased oil and natural gas commodity prices in 2022 before moderating in late 2022 and throughout 2023. The impact of the war on pricing was somewhat mitigated by heightened uncertainty in demand and growing concerns about a global recession. Certain countries have agreed and continue to extend voluntary crude oil output cuts to mitigate the impact of uncertain economic conditions on the oil market. In addition, Hamas attacked Israel in October 2023 and the resulting Israeli-Hamas conflict and recent tensions in the Red Sea could add to commodity price volatility if the war continues and escalates or if general unrest continues in the Middle East. See further discussion below on oil and natural gas pricing.

We continue to face intense competitive pressure across all of our product and services offerings, which has and may continue to have a negative impact on market share and operating margins for certain product lines. Furthermore, this competitive pressure constrains our ability to raise prices in an inflationary environment, which was more pronounced in 2022 and early to mid-2023 but has since partially improved. The competitive pressure for our fracturing systems product line in Canada may significantly increase as a result of the recent court decision which held certain of our Canadian patents to be invalid, however we do not believe we have yet experienced such an impact.

For the past two years, we have experienced modest disruptions to our supply chain, and higher prices for certain raw materials, including steel and chemicals, and purchased components and outsourced services. This cost inflation persisted throughout 2022 and continued into 2023, though prices for steel have begun to moderate. While we have endeavored to increase customer prices to defray our higher raw material and component costs, these price increases have not always fully offset our higher input costs and there has been a delay in our ability to do so. We also experienced tight labor conditions throughout 2022 and in 2023, which led to increased employee turnover, delays in filling open positions and labor cost inflation, which impacted both our cost of sales and selling, general and administrative (“SG&A”) expenses and resulted in higher salaries, hourly pay rates and benefit costs. However, labor cost inflation while still elevated, began to decrease during the latter part of 2023.

To counter inflationary pressures on the economy, central banks, including the U.S. Federal Reserve, increased reference interest rates several times between March 2022 and July 2023, an action which typically had the effect of increasing borrowing costs and restraining economic activity. There were also several noted regional bank failures in the United States during 2023 although we had no direct exposure to these banks. In January 2024, the U.S. Federal Reserve continued to leave the benchmark interest rate unchanged amid signs of steadily cooling inflation and solid economic growth. While the U.S. Federal Reserve continues to keep the benchmark interest rate consistent, it is expected to begin rate cuts during 2024.

Market Conditions

Oil and Natural Gas Drilling and Completion Activity

Oil and natural gas prices remain volatile, with WTI crude oil pricing decreasing to an average of \$77.58/BBL during 2023 compared to an average of \$94.90/BBL during 2022. This decrease reflects a rise in supply from non-OPEC+ members combined with a softer macroeconomic environment, which lowers demand growth. Since 2022 and continuing into 2023, to address the uncertain outlook for the global economy and, specifically the oil markets, and to reduce the potential of an oil and gas inventory build, members of OPEC and certain other countries, including Russia (informally known as “OPEC+”) agreed to several collective voluntary oil production reductions beginning in November 2022 through December 2024.

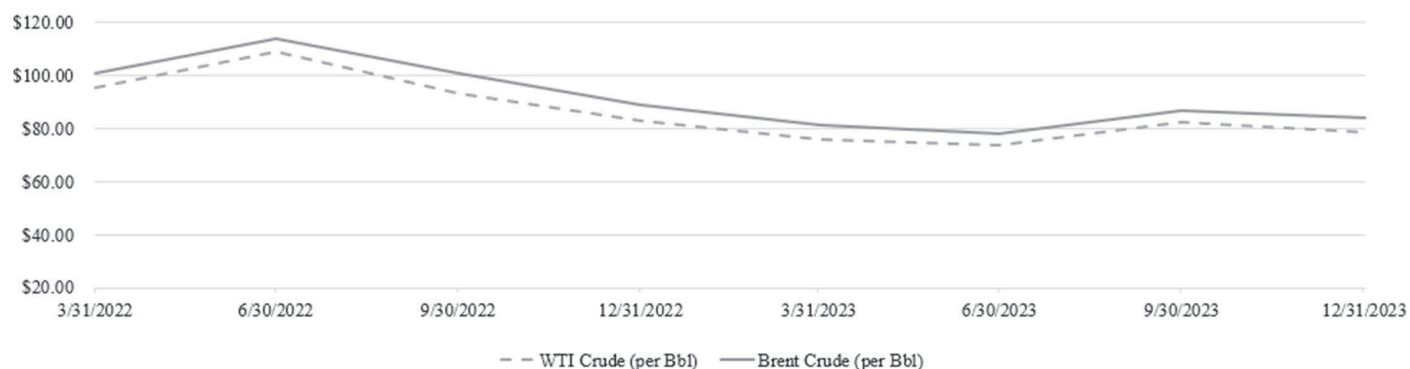
Natural gas pricing continues to be volatile and decreased in 2023 to an average level of \$2.53 per MMBtu compared to an average level of \$6.45 per MMBtu during 2022. Realized natural gas prices for Canadian E&P customers are typically at a discount to U.S. Henry Hub pricing. In the second and third quarters of 2022, natural gas pricing in the United States was supported by increased demand for exports of liquified natural gas (“LNG”), especially for power generation in Europe and Asia, reflecting European demand for LNG sourced from the United States and other regions to offset supply historically provided by Russia, in response to the Russian-Ukraine conflict. However, natural gas pricing declined in 2023 due to the overall warm winter weather conditions and extended downtime at an LNG export facility, which decreased near-term demand and led to robust levels of natural gas in storage, which negatively impacted drilling and completion activity in certain regions, particularly in the United States.

Sustained meaningful declines in commodity prices from current levels, or sustained periods when the local pricing received in regional markets is below benchmark pricing, known in the industry as high differentials, would be expected to lead North American E&P companies to reduce drilling and completion activity, which could negatively impact our business.

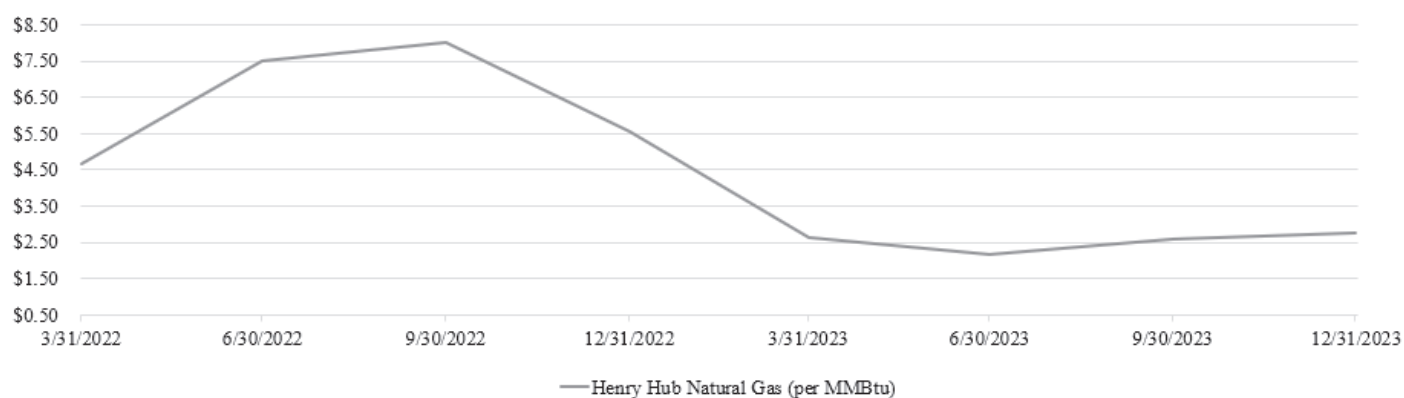
Listed and depicted below are recent crude oil and natural gas pricing trends, as provided by the Energy Information Administration (“EIA”) of the U.S. Department of Energy:

Quarter Ended	Average Price		
	WTI Crude (per Bbl)	Brent Crude (per Bbl)	Henry Hub Natural Gas (per MMBtu)
3/31/2022	\$ 95.18	\$ 100.87	\$ 4.67
6/30/2022	108.83	113.84	7.50
9/30/2022	93.06	100.71	8.03
12/31/2022	82.79	88.72	5.55
3/31/2023	75.93	81.07	2.64
6/30/2023	73.54	77.99	2.16
9/30/2023	82.25	86.65	2.59
12/31/2023	78.53	84.01	2.74

Crude Oil (per Bbl)



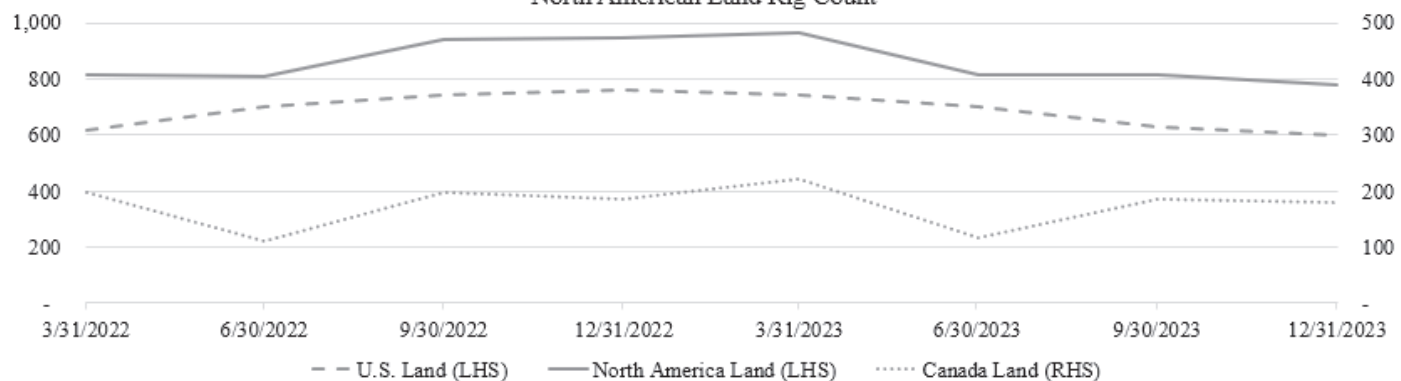
Henry Hub Natural Gas (per MMBtu)



Listed and depicted below are the average number of operating onshore rigs in the United States and in Canada per quarter since the first quarter of 2022, as provided by Baker Hughes. The quarterly changes, particularly for the second quarter Canadian land rig count, can be partially attributed to seasonality of activity in that market:

Quarter Ended	Average Drilling Rig Count		
	U.S. Land	Canada Land	North America Land
3/31/2022	618	198	816
6/30/2022	698	112	810
9/30/2022	744	198	942
12/31/2022	760	187	947
3/31/2023	744	221	965
6/30/2023	699	116	815
9/30/2023	630	187	817
12/31/2023	601	180	781

North American Land Rig Count



Over the past several years, North American E&P companies have been able to reduce their cost structures and have also utilized technologies, including ours, to increase efficiency and improve well performance. The average U.S. land rig count and completion activity continued to increase from lows reached in late 2020 until the fourth quarter of 2022. However, the average U.S. land rig count has declined by 21%, to 601, in the fourth quarter of 2023 as compared to the fourth quarter of 2022. The average land rig count in Canada for the fourth quarter of 2023 was lower by 4% compared to the same period in 2022. We currently expect U.S. rig counts and completion activity in 2024 to decline from the 2023 annual average level, but to increase from year-end 2023 levels as we progress through the year while the Canadian activity is expected to remain flat to slightly lower.

A substantial portion of our business is subject to seasonality, which results in quarterly variability. In Canada, we typically experience higher activity levels in the first quarter of each year, as our customers take advantage of the winter freeze to gain access to remote drilling and production areas. In the past, our revenue in Canada has declined during the second quarter due to warming weather conditions that result in thawing, softer ground, difficulty accessing well sites and road bans that curtail drilling and completion activity. Access to well sites typically improves throughout the third and fourth quarters in Canada, leading to activity levels that are higher than in the second quarter, but usually lower than activity in the first quarter. During the second quarter of 2023, access to well sites was further impacted by Canadian wildfires, a seasonal phenomenon, but more extensive in 2023 relative to prior years. These wildfires resulted in selected shut-ins of oil and natural gas production, which negatively impacted certain of our customers' cash flows and drilling and completion activity in the second half of 2023. Our business can be impacted by a reduction in customer activity during the winter holidays in late December and early January. In some years, customers in the United States and Canada may exhaust their capital budgets prior to the end of the year, resulting in lower drilling and completion activity during the fourth quarter.

How We Generate Revenues

We derive our revenues from the sale of our fracturing systems and enhanced recovery systems products and the provision of related services, the sale of composite frac plugs, perforating guns and related products through Repeat Precision, and from sales of our tracer diagnostics services, casing buoyancy systems, liner hanger systems and toe initiation sleeves products.

Product sales represented 71% and 68% of our revenues for the years ended December 31, 2023 and 2022, respectively. Most of our sales are on a just-in-time basis, as specified in individual purchase orders, with a fixed price for our products. We occasionally supply our customers with large orders that may be filled on negotiated terms. Services represented 29% and 32% of our revenues for the years ended December 31, 2023 and 2022, respectively. Services include tool charges and associated personnel services related to fracturing systems and tracer diagnostics services. Our services are provided at agreed upon rates to customers for the provision of our downhole frac isolation assembly, which may include our personnel, and for the provision of tracer diagnostics services.

During periods of low drilling and well completion activity or as may be needed to compete in certain markets, we may, in some instances, lower the prices of our products and services. Our revenues are also impacted by well complexity, since wells with more stages typically result in longer jobs, which may increase revenue attributable to the use of more sliding sleeves or increase composite frac plug sales, and increase the volume of services we provide.

The percentages of our revenues derived from sales in Canada and denominated in Canadian dollars were approximately 69% and 65% for the years ended December 31, 2023 and 2022, respectively. Our Canadian contracts are typically invoiced in Canadian dollars; therefore, the effects of foreign currency fluctuations impact our revenues and are regularly monitored. Strengthening of the U.S. dollar, our reporting currency, relative to the Canadian dollar, would result in lower reported revenues, partially offset by lower reported cost of sales and SG&A expenses.

Although most of our sales are to North American E&P companies, we also have sales to customers outside of North America, and we expect sales to international customers to increase over time. These international sales are made through local NCS entities or to our local operating partners typically on a free on board or free carrier basis with a point of sale in the United States. Some of the locations in which we have operating partners or sales representatives include the Middle East and China. Our operating partners and representatives do not have authority to contractually bind NCS but market our products in their respective territories as part of their product or services offering.

Costs of Conducting our Business

Our cost of sales is comprised of expenses relating to the manufacture of our products in addition to the costs of our support services. Manufacturing cost of sales includes payments made to our suppliers for raw materials and payments made to machine shops for the manufacture of product components and finished assemblies and costs related to our employees that perform quality control analysis, assemble and test our products. In addition, Repeat Precision operates a manufacturing facility with supporting personnel in Mexico, which has allowed us to reduce our costs for certain product categories. We review forecasted activity levels in our business and either directly procure or support our vendors in procuring the required raw materials with sufficient lead time to meet our

business requirements. We obtain certain chemicals utilized in our tracer diagnostics services business from suppliers in China, which are subject to tariffs that increase our costs, although these tariffs have recently declined. Prices for certain raw materials, including steel and chemicals and for purchased components and outsourced services, have increased in recent years due to inflation, exacerbated by the impacts resulting from Russia's continuing invasion of Ukraine, though prices for steel have begun to moderate. Cost of sales for support services includes compensation and benefit-related expenses for employees who provide direct revenue generating services to customers in addition to the costs incurred by these employees for travel and subsistence while on site. Cost of sales includes other variable manufacturing costs, such as shrinkage, obsolescence, revaluation and scrap related to our existing inventory and costs related to the chemicals used and laboratory analysis associated with our tracer diagnostics services.

Our SG&A expenses are comprised of compensation expense, which includes compensation and benefit-related expenses for our employees who are not directly involved in revenue generating activities, including those involved in our research and development activities, as well as our general operating costs. These general operating costs include, but are not limited to: rent and occupancy for our facilities, information technology infrastructure services, software licensing, advertising and marketing, third party research and development, risk insurance and professional service fees for audit, legal and other consulting services. Our SG&A expenses also include litigation expenses, severance expenses and expected credit losses.

During the second half of 2023, in an effort to streamline operations and gain efficiencies, we implemented several cost reduction initiatives, including consolidation of our Tracer Diagnostics operations, consolidation of Repeat's manufacturing footprint in Mexico, restructuring of certain U.S. and international operations, and the elimination of various support positions. As a result of these efforts, we expect to realize annualized cost savings of approximately \$4.0 million, which we began to realize a majority of these benefits starting in the fourth quarter of 2023.

The percentage of our operating costs denominated in Canadian dollars (including cost of sales and SG&A expenses but excluding depreciation and amortization expense) approximated 28% and 27%, for the years ended December 31, 2023 and 2022, respectively.

Results of Operations

The following tables summarize our results of operations and gross margins for the years ended December 31, 2023 and 2022, and present revenue by geographic area for the years then ended.

	Year Ended December 31,		Variance	
	2023	2022	\$	%
Revenues				
Product sales	\$ 100,447	\$ 105,859	\$ (5,412)	(5.1)%
Services	42,024	49,773	(7,749)	(15.6)%
Total revenues	142,471	155,632	(13,161)	(8.5)%
Cost of sales				
Cost of product sales, exclusive of depreciation and amortization expense shown below	64,242	68,412	(4,170)	(6.1)%
Cost of services, exclusive of depreciation and amortization expense shown below	22,626	26,816	(4,190)	(15.6)%
Total cost of sales, exclusive of depreciation and amortization expense shown below	86,868	95,228	(8,360)	(8.8)%
Selling, general and administrative expenses	56,518	58,338	(1,820)	(3.1)%
Depreciation	3,947	3,650	297	8.1 %
Amortization	669	669	—	— %
Loss from operations	(5,531)	(2,253)	(3,278)	(145.5)%
Other income (expense)				
Interest expense, net	(586)	(1,015)	429	42.3 %
Provision for litigation, net of recoveries	(1,802)	—	(1,802)	(100.0)%
Other income, net	4,114	2,950	1,164	39.5 %
Foreign currency exchange gain (loss)	462	(283)	745	263.3 %
Total other income	2,188	1,652	536	32.4 %
Loss before income tax	(3,343)	(601)	(2,742)	(456.2)%
Income tax (benefit) expense	(232)	351	(583)	(166.1)%
Net loss	(3,111)	(952)	(2,159)	(226.8)%
Net income attributable to non-controlling interest	42	150	(108)	(72.0)%
Net loss attributable to NCS Multistage Holdings, Inc.	\$ (3,153)	\$ (1,102)	\$ (2,051)	(186.1)%

	Year Ended December 31,		Variance	
	2023	2022	\$	%
Gross Margin and Gross Margin Percentage:				
Depreciation and amortization attributable to cost of product sales	\$ 1,613	\$ 1,425	\$ 188	13.2 %
Cost of product sales	65,855	69,837	(3,982)	(5.7)%
Product sales gross profit	\$ 34,592	\$ 36,022	\$ (1,430)	(4.0)%
Product sales gross margin	34.4%	34.0%		
Depreciation and amortization attributable to cost of services	\$ 592	\$ 547	\$ 45	8.2 %
Cost of services	23,218	27,363	(4,145)	(15.1)%
Services gross profit	\$ 18,806	\$ 22,410	\$ (3,604)	(16.1)%
Services gross margin	44.8%	45.0%		
Total cost of sales	\$ 89,073	\$ 97,200	\$ (8,127)	(8.4)%
Total gross profit	\$ 53,398	\$ 58,432	\$ (5,034)	(8.6)%
Total gross margin	37.5%	37.5%		

	Year Ended December 31,		Variance	
	2023	2022	\$	%
Revenues by Geographic Area:				
United States				
Product sales	\$ 26,613	\$ 34,009	\$ (7,396)	(21.7)%
Services	11,206	12,228	(1,022)	(8.4)%
Total United States	37,819	46,237	(8,418)	(18.2)%
Canada				
Product sales	71,946	71,176	770	1.1 %
Services	26,161	29,695	(3,534)	(11.9)%
Total Canada	98,107	100,871	(2,764)	(2.7)%
Other Countries				
Product sales	1,888	674	1,214	180.1 %
Services	4,657	7,850	(3,193)	(40.7)%
Total Other Countries	6,545	8,524	(1,979)	(23.2)%
Total				
Product sales	100,447	105,859	(5,412)	(5.1)%
Services	42,024	49,773	(7,749)	(15.6)%
Total revenues	<u>\$ 142,471</u>	<u>\$ 155,632</u>	<u>\$ (13,161)</u>	<u>(8.5)%</u>

Year Ended December 31, 2023 compared to Year Ended December 31, 2022

Revenues

Revenues were \$142.5 million for the year ended December 31, 2023 as compared to \$155.6 million for the year ended December 31, 2022. This decrease reflected lower U.S. product sales as well as a decrease in U.S., Canadian and international services activity, partially offset by increases in Canadian and international product sales. The overall decline was primarily related to reductions in sales volume and while we experienced favorable pricing for some of our products, our overall average pricing remained consistent between the periods. The overall decrease in revenues largely resulted from declining industry drilling and completion activity throughout 2023 as compared to 2022, particularly in the United States, for which lower natural gas pricing was a contributing factor. Canadian sales during 2023 were tempered by the effect of the Canadian wildfires which primarily impacted activity for the second quarter of 2023, but also had continuing effects for the remainder of 2023 as some operators delayed or decided to forgo projects. International revenues were lower due to a decline in North Sea services activity. Product sales for the year ended December 31, 2023 were \$100.4 million as compared to \$105.9 million for the year ended December 31, 2022. Services revenue was \$42.0 million for the year ended December 31, 2023 as compared to \$49.8 million for the year ended December 31, 2022.

Cost of sales

Cost of sales was \$89.1 million, or 62.5% of revenues, for the year ended December 31, 2023 as compared to \$97.2 million, or 62.5% of revenues, for the year ended December 31, 2022. Cost of sales as a percentage of revenue was consistent at 62.5% for each of the periods due in part to our actions taken to consolidate manufacturing and operational facilities and reduce field service personnel throughout the year in response to lower activity levels. However, this improvement was offset by ongoing inflationary pressures, leading to increased operating costs, and certain nonrecurring expenses associated with consolidations undertaken in June 2023 of our tracer diagnostics business and Repeat Precision's manufacturing operations in Mexico, as discussed in "Note 9. Accrued Expenses" in the accompanying consolidated financial statements. Cost of product sales was \$65.9 million or 65.6% of product sales revenue and cost of services was \$23.2 million or 55.2% of services revenue for the year ended December 31, 2023. For the year ended December 31, 2022, cost of product sales was \$69.8 million or 66.0% of product sales revenue and cost of services was \$27.4 million or 55.0% of services revenue.

Selling, general and administrative expenses

Selling, general and administrative expenses were \$56.5 million for the year ended December 31, 2023 as compared to \$58.3 million for the year ended December 31, 2022. This decrease in expense reflects lower professional fees and share-based compensation expenses of \$4.3 million and \$0.7 million, respectively, in addition to a decrease in the annual incentive bonus accrual of \$0.8 million as compared to the prior year. The lower expense was partially offset by higher compensation and benefit costs of \$2.1 million primarily associated with salary increases implemented during the first quarter of 2023. In addition, research and development expenses were higher by \$0.9 million and we recorded severance costs of \$1.2 million associated with several cost saving initiatives, including the tracer diagnostics business consolidation effort, further restructuring changes associated with our U.S. and international operational management and support functions, and the departure of a former executive officer, as discussed in "Note 9. Accrued Expenses" in the accompanying consolidated financial statements.

Interest expense, net

Interest expense, net was \$0.6 million and \$1.0 million for the years ended December 31, 2023 and 2022, respectively. The decrease in interest expense, net reflects a higher yield on excess cash generating incremental interest income of \$0.3 million in 2023 and lower deferred loan costs in 2023, as the 2022 results include a \$0.2 million write-off associated with the termination of the prior senior secured credit facility, which was replaced by our ABL Facility in May 2022.

Provision for litigation, net of recoveries

The provision for litigation, net of recoveries totaled \$1.8 million for the year ended December 31, 2023. In October 2023, the Federal Court of Canada ordered us to pay \$1.8 million (\$2.5 million in Canadian dollars) of legal fees associated with a patent infringement case. See Note 11. “Commitments and Contingencies” to the accompanying consolidated financial statements for further discussion.

Other income, net

Other income, net was \$4.1 million for the year ended December 31, 2023 compared to \$3.0 million for the year ended December 31, 2022. A portion of this increase was attributable to the recovery of \$0.6 million of unpaid invoices associated with the legal matter in Wyoming, as discussed in “Note 11. Commitments and Contingencies” in the accompanying consolidated financial statements. In addition, in 2023, we recorded incremental royalty income and profit share associated with a technical services and assistance agreement, and a benefit associated with the reversal of a contingent legal fee which was not realized, partially offset by the write-off of a constructed asset totaling \$0.7 million.

Foreign currency exchange gain (loss)

Foreign currency exchange gain was \$0.5 million for the year ended December 31, 2023 as compared to a loss of \$(0.3) million for the year ended December 31, 2022. The change was due to the movement in the foreign currency exchange rates between the periods, primarily the Canadian dollar relative to the U.S. dollar.

Income tax (benefit) expense

We recorded a tax benefit of \$0.2 million and a tax expense of \$0.4 million for the years ended December 31, 2023 and 2022, respectively. The income tax benefit and expense for both 2023 and 2022 primarily relates to results generated by our non-U.S. and Canadian businesses and U.S. state taxes. Tax expense for 2023 and 2022 has not been offset by the tax benefits related to losses within the United States, Canada, and other jurisdictions, from which we cannot currently benefit. In addition, for both 2023 and 2022 the income tax provision includes effects of changes in valuation allowances established against our previously recognized deferred tax assets in the United States, Canada, and other jurisdictions. Due to the impact of the valuation allowances on tax expense, our effective tax rates are not meaningful for all periods presented. See further discussion of establishment of the deferred tax valuation allowance at Note 2. “Summary of Significant Accounting Policies - Income Taxes” to the accompanying consolidated financial statements.

Liquidity and Capital Resources

Our primary sources of liquidity are our existing cash and cash equivalents, cash flows from operations and potential borrowings under our ABL Facility and the Repeat Precision Promissory Note (as defined below). As of December 31, 2023, we had cash and cash equivalents of \$16.7 million, and total outstanding indebtedness of \$8.2 million related to finance lease obligations, of which \$1.8 million is due within 12 months. Our ABL Facility consists of an asset-based revolving credit facility in an aggregate principal amount of \$35.0 million. Total borrowings are limited to a borrowing base calculated on the sum of cash in a specified pledged account, eligible accounts receivable and eligible inventory, provided it does not include credit for the assets of Repeat Precision. At December 31, 2023, our available borrowing base under the ABL Facility was \$16.4 million, with no outstanding borrowings. The amount available to be drawn under the ABL Facility may decline from current levels due to reductions in our borrowing base or a springing financial covenant if our business were to be adversely impacted by a decline in market conditions. We were in compliance with our debt covenants at December 31, 2023.

In addition, Repeat Precision’s promissory note with Security State Bank & Trust, Fredericksburg (the “Repeat Precision Promissory Note”) has total aggregate borrowing capacity of \$4.3 million. As of December 31, 2023, Repeat Precision had no outstanding indebtedness under the promissory note.

We believe that our cash on hand, cash flows from operations and potential borrowings under our ABL Facility and the Repeat Precision Promissory Note will be sufficient to fund our capital expenditure and liquidity requirements for the next twelve months and after. Our principal liquidity needs have been, and are expected to continue to be, capital expenditures, working capital, debt service and potential mergers and acquisitions.

We plan to incur approximately \$2 million to \$3 million in capital expenditures during 2024, which includes (i) upgrades to our tracer diagnostics deployment, sampling and laboratory equipment, (ii) upgrades to our manufacturing and field service equipment to support North American fracturing systems and well construction businesses, (iii) new computers and engineering workstations and (iv) software development and implementation. Our capital expenditures, including the purchase and development of software and technology, for the years ended December 31, 2023 and 2022 were \$2.2 million and \$1.1 million, respectively.

To the extent we require additional liquidity to fund our capital requirements, including our finance lease obligations, or repay existing indebtedness, we would expect to obtain it through the incurrence of additional indebtedness, the proceeds of equity issuances, or a combination thereof. We cannot provide assurance that we will be able to obtain this additional liquidity on reasonable terms, or at all. Our liquidity and ability to meet our obligations and fund capital requirements also depend on our future financial performance including the ability to manage costs, which is subject to general economic, financial and other factors that are beyond our control. Accordingly, we cannot provide assurance that our business will generate sufficient cash flow from operations or that funds will be available from additional indebtedness, the capital markets or otherwise to meet our liquidity needs. If we decide to pursue one or more significant acquisitions, we may incur additional debt or sell equity to finance such acquisitions, which could result in incremental expenses or dilution.

Cash Flows

The following table provides a summary of cash flows from operating, investing and financing activities for the periods presented (in thousands):

	Year Ended December 31,	
	2023	2022
Net cash provided by (used in) operating activities	\$ 4,774	\$ (1,423)
Net cash used in investing activities	(1,683)	(698)
Net cash used in financing activities	(2,441)	(2,742)
Effect of exchange rate changes on cash and cash equivalents	(164)	(1,071)
Net change in cash and cash equivalents	<u>\$ 486</u>	<u>\$ (5,934)</u>

Operating Activities

Net cash provided by (used in) operating activities was \$4.8 million compared to \$(1.4) million for the years ended December 31, 2023 and 2022, respectively. The improvement in operating cash flow reflects relatively higher sales in the fourth quarter of the prior year, generating a higher level of trade receivables at December 31, 2022, when combined with favorable collection efforts in 2023, resulted in an increase in cash in 2023. Partially offsetting these items was the use of cash for additional investment in inventory during the first half of 2023, as well as the impact of the timing and relative amounts of cash-settled share-based compensation.

Investing Activities

Net cash used in investing activities was \$1.7 million and \$0.7 million for the years ended December 31, 2023 and 2022, respectively, reflecting increases in investment in property and equipment and software and technology.

Financing Activities

Net cash used in financing activities for the years ended December 31, 2023 and 2022 was \$2.4 million and \$2.7 million, respectively. Our primary uses of funds during the years ended December 31, 2023 and 2022 were principal payments of \$1.6 million and \$1.5 million, respectively, related to our finance leases, payments of \$0.3 million and \$0.4 million, respectively, for treasury shares withheld to settle withholding tax requirements for equity-settled share-based compensation, a distribution of \$0.5 million to Repeat Precision's other joint venture partner for the year ended December 31, 2023, and payments of \$1.0 million for the year ended December 31, 2022 for deferred costs related to our ABL Facility.

Material Cash Requirements

Our material cash requirements include the following contractual and other obligations.

Financing Arrangements

Our ABL Facility consists of a revolving credit facility in an aggregate principal amount of \$35.0 million. Total borrowings available to us under the ABL Facility may be limited subject to a borrowing base calculated on the sum of cash in a specified pledged account, eligible accounts receivables and eligible inventory, provided it does not include the assets of Repeat Precision. At

December 31, 2023, our available borrowing base under the ABL Facility was \$16.4 million and we had no outstanding indebtedness under the ABL Facility.

Repeat Precision also has an outstanding promissory note with an aggregate borrowing capacity of up to \$4.3 million as of December 31, 2023, subject to a borrowing base. As of December 31, 2023, Repeat Precision had no outstanding indebtedness under the promissory note.

See “Note 10. Debt” to our consolidated financial statements for additional details regarding our credit agreement and the promissory note.

Leases

We have operating and finance leases for facilities, vehicles, equipment, and software. As of December 31, 2023, we had lease payment obligations, including interest payments for finance leases of \$15.2 million, with \$4.1 million payable within 12 months, which does not include the facility lease we extended in January 2024. See “Note 2. Summary of Significant Accounting Policies” and “Note 15. Leases” to our consolidated financial statements for additional information on lease obligations and maturities.

Purchase Obligations

Our purchase obligations in the amount of \$5.6 million primarily represent commitments to purchase goods or services to be utilized in the normal course of business, of which \$3.9 million is expected to be incurred within 12 months and is not reflected in the accompanying consolidated balance sheets.

Critical Accounting Estimates

The discussion and analysis of our financial condition and results of operations is derived from the review of our consolidated financial statements prepared in accordance with GAAP, which includes our interpretation of accounting guidance and application through accounting policies. See “Note 2. Summary of Significant Accounting Policies.” The preparation of these consolidated financial statements requires us to make estimates and judgments that affect the reported amounts of assets, liabilities, revenue and expenses. Certain of our accounting policies require the application of significant judgment by management in selecting the appropriate assumptions for calculating financial estimates. By their nature, these judgments are subject to an inherent degree of uncertainty. Our actual results may differ from these estimates. The accounting estimates that we believe to be the most critical to an understanding of our financial condition and results of operations and that require the most complex and subjective management judgments are discussed below.

Allowance for Credit Losses

We maintain an allowance for credit losses related to estimated losses that may result from the inability of our customers to make required payments. We evaluate collectability of customer accounts based upon credit approval practices, industry and customer historical experience as well as the current and projected financial condition of the specific customer. Amounts deemed to be uncollectible are applied against the allowance for credit losses. Our business has seasonality, and the balance of our outstanding receivables fluctuates during the fiscal year based upon activity levels, sales volume, and general industry conditions. We periodically record a provision for credit losses or recoveries, which totaled a provision of \$0.2 million and a recovery of \$0.1 million for the years ended December 31, 2023 and 2022, respectively. Further, to the extent deemed necessary by management, and depending on the circumstances, we may issue customer credits or concessions which reduce our revenues, but do not impact our expected credit losses. The nature of these concessions may be to maintain a customer relationship. Historically, these concessions have not been significant to our financial condition or results of operations and would likely not be significant should there be a 10% change in the level of concessions within a fiscal year.

Inventories

Inventories of raw material, work in progress and finished goods are maintained and valued at the lower of cost or estimated net realizable value, with cost determined at standard costs which approximates the first-in, first-out or average cost basis. Periodically, we evaluate our inventory to determine items that may be obsolete, slow-moving or in excess based upon historical sales experience and projected sales forecasts. Our estimates involve subjectivity and an evaluation of customer preferences over time which may impact our ability to recover the cost of inventory and generate a profitable return. Although we believe our estimates to be reasonable, we cannot assure that our reserves will be adequate to cover potential losses, or that we will have recoveries, if there are significant changes in market preferences or technological advancements by our competitors that render a portion of our current inventory as obsolete. We have incurred charges to cost of sales related to obsolescence of \$1.2 million and \$2.5 million for the years ended December 31, 2023 and 2022, respectively. An increase of obsolescence expense by 10%, or \$0.1 million, would not be deemed material to our financial statements.

Impairments

We evaluate our property and equipment and identifiable intangible assets for impairment whenever changes in circumstances indicate that the carrying amount of an asset group may not be recoverable or if there are potential indicators of impairment. We also perform an annual impairment analysis of goodwill as of December 31, or whenever there is a triggering event that indicates an impairment loss may have been incurred. Estimating future net cash flows requires us to make judgments regarding long-term forecasts of future revenues and costs related to the assets subject to review. These forecasts are uncertain in that they require assumptions about our revenue growth, operating margins, capital expenditures, future market conditions and technological developments. In addition, if we are required to determine the fair value of our reporting units to test goodwill for impairment, we must apply estimates, assumptions, and judgment regarding revenue growth, operating margins, capital expenditures, future market conditions, weighted average costs of capital and terminal growth rate, and we must evaluate the metrics of a deemed set of comparable companies and market earnings multiples. Actual results may not align with these assumptions, and our expectations regarding future net cash flows may change such that a material impairment could result. Historically, we have recorded impairments associated with property and equipment, identifiable intangible assets and goodwill. We believe that the estimates and assumptions used in our impairment assessments are reasonable. However, if market conditions change dramatically, the impact on our forecasts and projections may be significant which could result in future impairments for our reportable units with long-term assets including goodwill.

Income Taxes

We are taxed as a corporation as defined under the Internal Revenue Code. The liability method is used in accounting for deferred income taxes. Under this method, deferred tax assets and liabilities are determined based on the difference between the financial reporting and tax bases of assets and liabilities and are measured using the enacted tax rates and laws that will be in effect when these differences are expected to reverse. The realizability of deferred tax assets is evaluated annually and a valuation allowance is provided if it is more likely than not that the deferred tax assets will not give rise to future benefits. We recognize tax benefits from uncertain tax positions only if it is more likely than not that the tax position will be sustained, based upon technical merits, upon examination by the taxing authorities. If the income tax position is expected to meet the more likely than not criteria, the benefit recorded in the consolidated financial statements equals the largest amount that is greater than 50% likely to be realized upon its ultimate settlement. A valuation allowance to reduce deferred tax assets is established when it is more likely than not that some portion or all the deferred tax assets will not be realized.

We have incurred operating losses during each of the years ended December 31, 2023 and 2022. We have applied valuation allowances to reduce our deferred tax assets as of December 31, 2023 and 2022, based upon our forecasts of future taxable income in the jurisdictions in which these deferred tax assets are recorded. Our financial statements could be materially affected if: (i) our actual results differ significantly from our forecast estimates; (ii) there are future changes in enacted tax laws with retroactive application; or (iii) tax authorities do not agree with our application of the tax law to our circumstances and the matter is not ultimately resolved in our favor.

Litigation

In the ordinary course of business, from time to time, we have various claims, lawsuits and administrative proceedings that are pending or threatened with respect to commercial, intellectual property and employee matters. We accrue for contingencies where the occurrence of a material loss is probable and can be reasonably estimated, based on our estimate of the expected liability. Our assessment of the likely outcome of litigation matters is based on our judgment of several factors, including experience with similar matters, prior history, precedents, relevant financial information and other evidence and facts specific to the matter. Although the outcome of any legal proceeding cannot be predicted with any certainty, if a settlement is deemed to be probable and estimable, management would consider relevant facts and circumstances to determine the potential range of loss exposure or gain on settlement, if any. Future settlements which result in loss or awards could be material to our financial statements and cannot be predicted with certainty. See “Note 11. Commitments and Contingencies” of our consolidated financial statements for further information regarding our legal proceedings.

Recently Issued Accounting Pronouncements

See “Note 2. Summary of Significant Accounting Policies” to our consolidated financial statements for discussion of the accounting pronouncements we recently adopted and the accounting pronouncements recently issued by the Financial Accounting Standards Board (“FASB”).

Smaller Reporting Company Status

We are a “smaller reporting company” as defined by Section 12b-2 of the Exchange Act, meaning that we are not an investment company, an asset-backed issuer, or a majority-owned subsidiary of a parent company that is not a smaller reporting company and have a public float of less than \$250 million. As a smaller reporting company, we may take advantage of specified reduced reporting

and other burdens that are otherwise applicable generally to public companies that do not qualify for the classification, including among other things, providing only two years of audited financial statements.

Item 7A. Quantitative and Qualitative Disclosures About Market Risk

Our financial position is exposed to a variety of risks, including commodity price risk, foreign currency exchange rate risk, interest rate risk and credit risk.

Commodity Price Risk

The market for our products and services is indirectly exposed to fluctuations in the prices of crude oil and natural gas to the extent such fluctuations impact drilling and completion activity levels and thus impact the activity levels of our customers in the E&P industry. Additionally, because we do not sell our products under long-term contracts, we believe we are particularly exposed to short-term fluctuations in the prices of crude oil and natural gas. We do not currently intend to hedge our indirect exposure to commodity price risk.

Foreign Currency Exchange Rate Risk

A substantial amount of our revenues is derived in Canada and, accordingly, our competitiveness and financial results are subject to foreign currency fluctuations where revenues and costs are denominated in Canadian dollars rather than USD. During the years ended December 31, 2023 and 2022, approximately 69% and 65%, respectively, of our revenues were attributable to our operations in Canada. We also derive revenue from several jurisdictions outside of North America, including countries that occasionally experience periods of significant inflation, which occurred in Argentina in 2023 and 2022. We do not currently intend to hedge our future exposure to the Argentine Peso or other foreign currencies.

Interest Rate Risk

We were primarily exposed to interest rate risk through our ABL Facility. At December 31, 2023, we had no outstanding indebtedness under our ABL Facility. Borrowings under the ABL Facility may be made in U.S. dollars with interest calculated using either the “ABR”, the “Adjusted Daily Simple SOFR” or the “Adjusted Term SOFR Rate”, and in Canadian dollars with interest calculated using the “Canadian Prime Rate” or the “CDOR Rate” (each as defined in the Credit Agreement). Borrowings bear interest plus a margin that varies depending on our leverage ratio as follows: (i) for ABR based loans, between 1.40% and 2.40%, and (ii) for Adjusted Daily Simple SOFR, Adjusted Term SOFR Rate, Canadian Prime Rate, and CDOR Rate, between 2.40% and 3.40%. We must also pay a monthly commitment fee of 0.25% to 0.50% per year, based on unused commitments. The applicable interest rate at December 31, 2023 was 7.9%.

We are also subject to interest rate risk through our Repeat Precision Promissory Note. At December 31, 2023, we had no outstanding indebtedness under the Repeat Precision Promissory Note. Borrowings under the Repeat Precision Promissory Note are made in U.S. dollars with interest calculated using the prime rate plus a 1.0% margin over the index. The applicable interest rate at December 31, 2023 was 9.5%.

Credit Risk

Our customers are E&P companies and other oilfield services companies. This concentration of counterparties operating in a single industry may increase our overall exposure to credit risk, in that the counterparties may be similarly affected by changes in economic, regulatory or other conditions. We manage credit risk by analyzing the counterparties’ financial condition prior to accepting new customers and prior to adjusting existing credit limits.

Item 8. Financial Statements and Supplementary Data

INDEX TO FINANCIAL STATEMENTS

	Page
CONSOLIDATED FINANCIAL STATEMENTS	
Report of Independent Registered Public Accounting Firm – Grant Thornton LLP (PCAOB ID Number 248)	50
Consolidated Balance Sheets as of December 31, 2023 and 2022	51
Consolidated Statements of Operations for the Years Ended December 31, 2023 and 2022	52
Consolidated Statements of Comprehensive Loss for the Years Ended December 31, 2023 and 2022	53
Consolidated Statements of Changes in Stockholders' Equity for the Years Ended December 31, 2023 and 2022	54
Consolidated Statements of Cash Flows for the Years Ended December 31, 2023 and 2022	55
Notes to Consolidated Financial Statements	56

Report of Independent Registered Public Accounting Firm

Board of Directors and Shareholders
NCS Multistage Holdings, Inc.

Opinion on the financial statements

We have audited the accompanying consolidated balance sheets of NCS Multistage Holdings, Inc. (a Delaware corporation) and subsidiaries (the “Company”) as of December 31, 2023 and 2022, the related consolidated statements of operations, comprehensive loss, changes in shareholders’ equity, and cash flows for each of the two years in the period ended December 31, 2023, and the related notes (collectively referred to as the “financial statements”). In our opinion, the financial statements present fairly, in all material respects, the financial position of the Company as of December 31, 2023 and 2022, and the results of its operations and its cash flows for each of the two years in the period ended December 31, 2023, in conformity with accounting principles generally accepted in the United States of America.

Basis for opinion

These financial statements are the responsibility of the Company’s management. Our responsibility is to express an opinion on the Company’s financial statements based on our audits. We are a public accounting firm registered with the Public Company Accounting Oversight Board (United States) (“PCAOB”) and are required to be independent with respect to the Company in accordance with the U.S. federal securities laws and the applicable rules and regulations of the Securities and Exchange Commission and the PCAOB.

We conducted our audits in accordance with the standards of the PCAOB. Those standards require that we plan and perform the audit to obtain reasonable assurance about whether the financial statements are free of material misstatement, whether due to error or fraud. The Company is not required to have, nor were we engaged to perform, an audit of its internal control over financial reporting. As part of our audits we are required to obtain an understanding of internal control over financial reporting but not for the purpose of expressing an opinion on the effectiveness of the Company’s internal control over financial reporting. Accordingly, we express no such opinion.

Our audits included performing procedures to assess the risks of material misstatement of the financial statements, whether due to error or fraud, and performing procedures that respond to those risks. Such procedures included examining, on a test basis, evidence regarding the amounts and disclosures in the financial statements. Our audits also included evaluating the accounting principles used and significant estimates made by management, as well as evaluating the overall presentation of the financial statements. We believe that our audits provide a reasonable basis for our opinion.

Critical audit matters

Critical audit matters are matters arising from the current period audit of the consolidated financial statements that were communicated or required to be communicated to the audit committee and that: (1) relate to accounts or disclosures that are material to the financial statements and (2) involved our especially challenging, subjective, or complex judgments. We determined that there are no critical audit matters.

/s/ GRANT THORNTON LLP

We have served as the Company’s auditor since 2021.

Houston, Texas
March 8, 2024

NCS MULTISTAGE HOLDINGS, INC.
CONSOLIDATED BALANCE SHEETS
(In thousands, except share data)

	December 31, 2023	December 31, 2022
Assets		
Current assets		
Cash and cash equivalents	\$ 16,720	\$ 16,234
Accounts receivable—trade, net	23,981	27,846
Inventories, net	41,612	37,042
Prepaid expenses and other current assets	1,862	2,815
Other current receivables	4,042	3,726
Insurance receivable	15,000	—
Total current assets	<u>103,217</u>	<u>87,663</u>
Noncurrent assets		
Property and equipment, net	23,336	23,316
Goodwill	15,222	15,222
Identifiable intangibles, net	4,407	5,076
Operating lease assets	4,847	4,515
Deposits and other assets	937	2,761
Deferred income taxes, net	66	46
Total noncurrent assets	<u>48,815</u>	<u>50,936</u>
Total assets	<u>\$ 152,032</u>	<u>\$ 138,599</u>
Liabilities and Stockholders' Equity		
Current liabilities		
Accounts payable—trade	\$ 6,227	\$ 7,549
Accrued expenses	3,702	4,391
Income taxes payable	364	468
Operating lease liabilities	1,583	1,274
Accrual for legal contingencies	15,000	—
Current maturities of long-term debt	1,812	1,489
Other current liabilities	3,370	2,522
Total current liabilities	<u>32,058</u>	<u>17,693</u>
Noncurrent liabilities		
Long-term debt, less current maturities	6,344	6,437
Operating lease liabilities, long-term	3,775	3,680
Other long-term liabilities	213	1,328
Deferred income taxes, net	249	199
Total noncurrent liabilities	<u>10,581</u>	<u>11,644</u>
Total liabilities	<u>42,639</u>	<u>29,337</u>
Commitments and contingencies (Note 11)		
Stockholders' equity		
Preferred stock, \$0.01 par value, 10,000,000 shares authorized, no shares issued and outstanding at December 31, 2023 and December 31, 2022	—	—
Common stock, \$0.01 par value, 11,250,000 shares authorized, 2,482,796 shares issued and 2,443,744 shares outstanding at December 31, 2023 and 2,434,809 shares issued and 2,408,474 shares outstanding at December 31, 2022	25	24
Additional paid-in capital	444,638	440,475
Accumulated other comprehensive loss	(85,752)	(85,617)
Retained deficit	(265,617)	(262,464)
Treasury stock, at cost; 39,052 shares at December 31, 2023 and 26,335 shares at December 31, 2022	(1,676)	(1,389)
Total stockholders' equity	<u>91,618</u>	<u>91,029</u>
Non-controlling interest	<u>17,775</u>	<u>18,233</u>
Total equity	<u>109,393</u>	<u>109,262</u>
Total liabilities and stockholders' equity	<u>\$ 152,032</u>	<u>\$ 138,599</u>

The accompanying notes are an integral part of these consolidated financial statements.

NCS MULTISTAGE HOLDINGS, INC.
CONSOLIDATED STATEMENTS OF OPERATIONS
(In thousands, except per share data)

	Year Ended December 31,	
	2023	2022
Revenues		
Product sales	\$ 100,447	\$ 105,859
Services	42,024	49,773
Total revenues	142,471	155,632
Cost of sales		
Cost of product sales, exclusive of depreciation and amortization expense shown below	64,242	68,412
Cost of services, exclusive of depreciation and amortization expense shown below	22,626	26,816
Total cost of sales, exclusive of depreciation and amortization expense shown below	86,868	95,228
Selling, general and administrative expenses	56,518	58,338
Depreciation	3,947	3,650
Amortization	669	669
Loss from operations	(5,531)	(2,253)
Other income (expense)		
Interest expense, net	(586)	(1,015)
Provision for litigation, net of recoveries	(1,802)	—
Other income, net	4,114	2,950
Foreign currency exchange gain (loss)	462	(283)
Total other income	2,188	1,652
Loss before income tax	(3,343)	(601)
Income tax (benefit) expense	(232)	351
Net loss	(3,111)	(952)
Net income attributable to non-controlling interest	42	150
Net loss attributable to NCS Multistage Holdings, Inc.	\$ (3,153)	\$ (1,102)
Loss per common share		
Basic loss per common share attributable to NCS Multistage Holdings, Inc.	\$ (1.27)	\$ (0.45)
Diluted loss per common share attributable to NCS Multistage Holdings, Inc.	\$ (1.27)	\$ (0.45)
Weighted average common shares outstanding		
Basic	2,473	2,432
Diluted	2,473	2,432

The accompanying notes are an integral part of these consolidated financial statements.

NCS MULTISTAGE HOLDINGS, INC.
CONSOLIDATED STATEMENTS OF COMPREHENSIVE LOSS
(In thousands)

	<u>Year Ended December 31,</u>	
	<u>2023</u>	<u>2022</u>
Net loss	\$ (3,111)	\$ (952)
Foreign currency translation adjustments, net of tax of \$0	(135)	(3,523)
Comprehensive loss	(3,246)	(4,475)
Comprehensive income attributable to non-controlling interest	42	150
Comprehensive loss attributable to NCS Multistage Holdings, Inc.	<u>\$ (3,288)</u>	<u>\$ (4,625)</u>

The accompanying notes are an integral part of these consolidated financial statements.

NCS MULTISTAGE HOLDINGS, INC.
CONSOLIDATED STATEMENTS OF CHANGES IN STOCKHOLDERS' EQUITY
(In thousands, except share data)

	Preferred Stock		Common Stock		Additional Paid-In Capital	Accumulated Other Comprehensive Loss	Retained Deficit	Treasury Stock		Non- Controlling Interest	Total Stockholders' Equity
	Shares	Amount	Shares	Amount				Shares	Amount		
Balances as of											
December 31, 2021	—	\$ —	2,397,766	\$ 24	\$ 437,022	\$ (82,094)	\$ (261,362)	(17,392)	\$ (1,006)	\$ 18,083	\$ 110,667
Share-based compensation	—	—	—	—	3,453	—	—	—	—	—	3,453
Net (loss) income	—	—	—	—	—	—	(1,102)	—	—	150	(952)
Vesting of restricted stock	—	—	37,043	—	—	—	—	—	—	—	—
Shares withheld	—	—	—	—	—	—	—	(8,943)	(383)	—	(383)
Currency translation adjustment	—	—	—	—	—	(3,523)	—	—	—	—	(3,523)
Balances as of											
December 31, 2022	—	\$ —	2,434,809	\$ 24	\$ 440,475	\$ (85,617)	\$ (262,464)	(26,335)	\$ (1,389)	\$ 18,233	\$ 109,262
Share-based compensation	—	—	—	—	4,164	—	—	—	—	—	4,164
Net (loss) income	—	—	—	—	—	—	(3,153)	—	—	42	(3,111)
Distribution to noncontrolling interest	—	—	—	—	—	—	—	—	—	(500)	(500)
Vesting of restricted stock	—	—	47,987	1	(1)	—	—	—	—	—	—
Shares withheld	—	—	—	—	—	—	—	(12,717)	(287)	—	(287)
Currency translation adjustment	—	—	—	—	—	(135)	—	—	—	—	(135)
Balances as of											
December 31, 2023	—	\$ —	2,482,796	\$ 25	\$ 444,638	\$ (85,752)	\$ (265,617)	(39,052)	\$ (1,676)	\$ 17,775	\$ 109,393

The accompanying notes are an integral part of these consolidated financial statements.

NCS MULTISTAGE HOLDINGS, INC.
CONSOLIDATED STATEMENTS OF CASH FLOWS
(In thousands)

	Year Ended December 31,	
	2023	2022
Cash flows from operating activities		
Net loss	\$ (3,111)	\$ (952)
Adjustments to reconcile net loss to net cash provided by (used in) operating activities:		
Depreciation and amortization	4,616	4,319
Amortization of deferred loan cost	204	231
Write-off of deferred loan costs	—	196
Share-based compensation	5,365	6,039
Provision for inventory obsolescence	1,235	2,542
Deferred income tax expense	152	266
Loss (gain) on sale of property and equipment	258	(361)
Provision for (recovery of) credit losses	162	(61)
Proceeds from note receivable	546	590
Changes in operating assets and liabilities:		
Accounts receivable—trade	4,541	(4,860)
Inventories, net	(5,758)	(7,678)
Prepaid expenses and other assets	2,563	1,347
Accounts payable—trade	(2,583)	1,224
Accrued expenses	(649)	(1,777)
Other liabilities	(2,558)	(2,852)
Income taxes receivable/payable	(209)	364
Net cash provided by (used in) operating activities	<u>4,774</u>	<u>(1,423)</u>
Cash flows from investing activities		
Purchases of property and equipment	(1,882)	(1,035)
Purchase and development of software and technology	(310)	(96)
Proceeds from sales of property and equipment	509	433
Net cash used in investing activities	<u>(1,683)</u>	<u>(698)</u>
Cash flows from financing activities		
Payments on finance leases	(1,598)	(1,463)
Line of credit borrowings	11,702	11,780
Payments of line of credit borrowings	(11,758)	(11,724)
Treasury shares withheld	(287)	(383)
Distribution to non-controlling interest	(500)	—
Payment of deferred loan cost related to ABL facility	—	(952)
Net cash used in financing activities	<u>(2,441)</u>	<u>(2,742)</u>
Effect of exchange rate changes on cash and cash equivalents	(164)	(1,071)
Net change in cash and cash equivalents	486	(5,934)
Cash and cash equivalents beginning of period	16,234	22,168
Cash and cash equivalents end of period	<u>\$ 16,720</u>	<u>\$ 16,234</u>
Supplemental cash flow information		
Cash paid for interest (net of interest received and amounts capitalized)	\$ 377	\$ 557
Cash paid for income taxes (net of refunds)	(144)	(303)
Noncash investing and financing activities		
Assets obtained in exchange for new finance lease liabilities	1,972	1,788
Assets obtained in exchange for new operating lease liabilities	1,780	1,450

The accompanying notes are an integral part of these consolidated financial statements.

NCS MULTISTAGE HOLDINGS, INC.
NOTES TO CONSOLIDATED FINANCIAL STATEMENTS

Note 1. Organization and Basis of Presentation

Organization

NCS Multistage Holdings, Inc., a Delaware corporation, through its wholly owned subsidiaries and subsidiaries for which it has a controlling voting interest (collectively referred to as the “Company,” “NCS,” “we,” “our” and “us”), is primarily engaged in providing engineered products and support services for oil and natural gas well construction, well completions and field development strategies. We offer our products and services primarily to exploration and production companies for use both in onshore and offshore wells. We operate through service facilities principally located in Houston and Odessa, Texas; Tulsa, Oklahoma; Calgary, Red Deer, Grande Prairie and Estevan, Canada; Neuquén, Argentina and Stavanger, Norway.

Basis of Presentation

Our accompanying consolidated financial statements have been prepared in accordance with accounting principles generally accepted in the United States (“GAAP”). All intercompany accounts and transactions have been eliminated in consolidation. We consolidate Repeat Precision, LLC and its subsidiary (“Repeat Precision”), a 50% owned entity, with operations in the United States and Mexico, because NCS has a controlling voting interest. The other party’s ownership is presented separately as a non-controlling interest. As a smaller reporting company (“SRC”), we have availed ourselves to certain reduced reporting requirements permitted by the Securities and Exchange Commission (“SEC”). This includes, among other things, presenting only two years of audited financial statements.

Note 2. Summary of Significant Accounting Policies

Use of Estimates

The preparation of consolidated financial statements in conformity with GAAP requires management to make estimates and assumptions that affect the reported amounts of assets and liabilities and to disclose contingent assets and liabilities at the date of the consolidated financial statements and the reported amounts of revenues and expenses during the reporting period. Such estimates include but are not limited to estimated losses on accounts receivables, estimated realizable value on excess and obsolete inventories, estimates related to fair value of reporting units for purposes of assessing possible goodwill impairment, expected future cash flows from long lived assets to support impairment tests, share based compensation, estimates related to legal contingencies, amounts of deferred taxes and income tax contingencies. Actual results could materially differ from those estimates.

Foreign Currency

Our reporting currency, and our functional currency in the United States, is the United States dollar (“USD”). The financial position and results of operations of our significant foreign subsidiaries are generally measured using the local currency as the functional currency. In accordance with Financial Accounting Standards Board (“FASB”) Accounting Standards Codification (“ASC”) 830, *Foreign Currency Matters*, revenues and expenses of our significant foreign subsidiaries have been translated into USD at average exchange rates prevailing during the period. Assets and liabilities have been translated at the exchange rates on the balance sheet date. The resulting translation gain and loss adjustments have been recorded directly as a separate component of other comprehensive loss in the accompanying consolidated statements of comprehensive loss, and changes in stockholders’ equity.

Transaction gains and losses that arise from exchange rate fluctuations on transactions denominated in a currency other than the functional currency are included as incurred in the consolidated statements of operations.

Revenue Recognition

We derive our revenues primarily from highly engineered products and support services. Revenues are based upon a purchase order, contract or other persuasive evidence of an arrangement with the customer that includes a fixed or determinable price, provided that collectability is reasonably assured, but such arrangements do not generally include right of return or other similar provisions or other significant post-delivery obligations. Sales and value added taxes that we collect concurrent with revenue-producing activities are excluded from revenue. We recognize revenue through the following steps: (i) identify the contract, (ii) identify the performance obligations, (iii) determine the transaction price, (iv) allocate the transaction price and (v) satisfy the performance obligation.

On occasion, we issue credits to our customers that are related specifically to the performance of our products or the services we provide, with such credits reducing the amount of revenue for the completed sales. These credits are infrequent, situation specific and cannot be individually estimated in advance.

NCS MULTISTAGE HOLDINGS, INC.
NOTES TO CONSOLIDATED FINANCIAL STATEMENTS

The payment terms and conditions in our customer contracts vary. We do not have contracts that contain a financing component and generally do not accept noncash consideration from customers.

NCS has elected to recognize shipping and handling costs when control of the product transfers to the customer. These costs, net of any customer paid freight, are included in cost of sales in our consolidated statements of operations.

Product Sales Revenues

For product sale arrangements that are standard inventory products or modified inventory products with an alternative use, revenue is recognized at a point in time when control transfers. Control generally transfers upon shipment or delivery, and delivery is based on the customer instructions. Customers may also request bill and hold arrangements in writing. Once we have completed the bill and hold order, the products are segregated from the rest of inventory in the warehouse. The transaction price for product sales having a performance obligation is the price per unit times the unit quantity ordered and shipped to the customer or consumed at the well site.

Services Revenues

For service arrangements that do not have a contract provision with a right to a payment for services up to the date of termination, revenue is recognized when the job has been completed, which usually includes a customer signature or acknowledgement and when there are no additional services or future obligations required by us. The transaction price is determined by the contract unit day rate times the cumulative number of days of service provided upon the completion of the service and upon customer acceptance.

For service arrangements that do have a contract provision with a right to payment for services up to the date of termination, revenue is recognized over time using a unit rate (labor and materials) output method that corresponds to the value we would receive upon termination of the contract at the reporting period. The transaction price for the period end is determined by the contract unit rate times the cumulative number of units earned up to the reporting period less any revenue recognized in prior periods.

Cash and Cash Equivalents

We consider all highly liquid instruments purchased with an original maturity date of three months or less to be cash equivalents. These items are carried at cost, which approximates fair value.

In accordance with ASC 230, *Statements of Cash Flow*, cash flows from our significant foreign subsidiaries are calculated based on our functional currency. As a result, amounts related to changes in assets and liabilities reported in the consolidated statements of cash flows will not necessarily agree to changes in the corresponding balances on the consolidated balance sheets.

Concentration of Credit Risk

Financial instruments that potentially subject us to credit risk are cash and cash equivalents and trade accounts receivable. Cash balances are maintained in financial institutions which, at times, exceed federally insured limits. We monitor the financial condition of the financial institutions in which the accounts are maintained and have not experienced any losses in such accounts.

Substantially all of our sales are to customers whose activities are directly or indirectly related to the oil and gas industry. We generally extend short-term credit to these customers and, therefore, collectability of receivables is affected by market conditions in the oil and gas industry. We perform ongoing credit evaluations as to the financial condition of our customers with respect to trade accounts receivables. Generally, no collateral is required as a condition of sale.

No single customer individually accounted for 10% or more of our consolidated revenue during 2023 or 2022, or comprised 10% or more of our trade accounts receivable balance as of December 31, 2023 and 2022.

Accounts Receivable, Trade and Allowance for Credit Losses

Trade accounts receivable are recorded at their invoiced amounts and do not bear interest. We maintain an allowance for credit losses related to estimated losses that may result from the inability of our customers to make required payments. Earnings are charged with a provision for credit losses based on a current review of the collectability of customer accounts by management. Such provisions are based upon several factors including, but not limited to credit approval practices, industry and customer historical experience as well as the current and projected financial condition of the specific customer. Accounts deemed uncollectible are applied against the

NCS MULTISTAGE HOLDINGS, INC.
NOTES TO CONSOLIDATED FINANCIAL STATEMENTS

allowance for credit losses. We had no amounts in our allowance for credit losses as of December 31, 2022. The following table presents the changes in the allowance for credit losses for the year ended December 31, 2023 (in thousands):

Allowance for credit losses at December 31, 2022	\$	—
Charges and additions during 2023		165
Adjustments and recoveries		—
Allowance for credit losses at December 31, 2023	\$	<u>165</u>

Inventories

Inventories consist primarily of raw material, product components, assembled products, certain components used to internally construct our frac isolation assemblies, and chemicals used in our tracer diagnostics services in raw materials or finished goods. Inventories are stated at the lower of cost or estimated net realizable value. Cost is determined at standard costs approximating the first-in, first-out or average cost basis. We continuously evaluate inventories, based on an analysis of inventory levels, historical sales experience and future sales forecasts, to determine obsolete, slow-moving and excess inventory. We utilize an excess and obsolete reserve to adjust such inventory to its estimated recoverable value, with an offset to cost of sales in the current period.

Impairments

We evaluate our property and equipment and identifiable intangible assets for impairment whenever changes in circumstances indicate that the carrying amount of an asset group may not be recoverable. Should the review indicate that the carrying value is not fully recoverable, the amount of the impairment loss is determined by comparing the carrying value to the estimated fair value. We assess recoverability based on undiscounted future net cash flows. Estimating future net cash flows requires us to make judgments regarding long-term forecasts of future revenues and costs related to the assets subject to review. These forecasts are uncertain in that they require assumptions about our revenue growth, operating margins, capital expenditures, future market conditions and technological developments. If changes in these assumptions occur, our expectations regarding future net cash flows may change such that a material impairment could result. There was no impairment of property and equipment and identifiable intangible assets during the years ended December 31, 2023 and 2022. See “Note 7. Property and Equipment” and “Note 8. Goodwill and Identifiable Intangibles” included herewith for further information.

An assessment of potential goodwill impairment indicators is performed annually or whenever there is a triggering event that indicates an impairment loss may have been incurred. If required, we typically perform an annual impairment test for goodwill using an assessment date in the fourth quarter of the fiscal year. Under GAAP, we have the option to first assess qualitative factors to determine whether the existence of events or circumstances leads to a determination that it is more likely than not that the fair value of one or more of our reporting units exceeds the related carrying amount. If, after assessing the totality of events or circumstances, we determine it is more likely than not that the fair value of a reporting unit exceeds the related carrying amount, there is no need to perform any further testing. However, if we conclude otherwise, then we are required to perform a quantitative impairment test by calculating the fair value of the reporting unit and comparing this value with the carrying value of the reporting unit. Alternatively, we could bypass the qualitative assessment for any reporting unit in any period and proceed directly to performing the quantitative goodwill impairment test. The fair value of the reporting unit is determined using a combination of a market multiple and a discounted cash flow approach. Determining the fair value of a reporting unit requires the use of estimates, assumptions and judgment. The principal estimates and assumptions that we use include revenue growth, operating margins, capital expenditures, future market conditions, weighted average costs of capital, a terminal growth rate, the set of comparable companies utilized, and the earnings metrics and multiples utilized. We believe that the estimates and assumptions used in our impairment assessments are reasonable. If the fair value of the reporting unit is less than the carrying amount, an impairment charge is recorded in the amount of the difference. No impairment charge was recorded for the years ended December 31, 2023 and 2022. For additional information, see “Note 8. Goodwill and Identifiable Intangibles.”

Property and Equipment

Property and equipment are stated at historical cost adjusted for impairment, less accumulated depreciation. Equipment held under finance leases is stated at fair value which is typically the present value of the future minimum lease payments at the inception of the lease, less accumulated depreciation. Expenditures are capitalized at cost for property and equipment, and for items that substantially increase the useful lives of existing assets, and depreciated over the estimated useful lives of these assets utilizing the straight-line method. Costs associated with constructed assets are capitalized as incurred, but do not begin to depreciate until placed into service, with depreciation applied over the useful lives of the assets utilizing the straight-line method. We typically do not capitalize interest associated with constructed assets unless the construction period extends for more than twelve months. Routine

NCS MULTISTAGE HOLDINGS, INC.
NOTES TO CONSOLIDATED FINANCIAL STATEMENTS

expenditures for repairs and maintenance are expensed as incurred. Depreciation is calculated over the estimated useful lives of the related assets using the straight-line method. Leasehold improvements and property under finance leases are amortized over the shorter of the remaining lease term or useful life of the related asset. Depreciation expense includes amortization of assets under finance leases. The cost and related accumulated depreciation of assets retired or otherwise disposed of are eliminated from the accounts, and any resulting gains or losses are recognized in the year of disposal as a component of other income, net, which, for the year ended December 31, 2023, includes a loss of \$0.7 million associated with the write-off of a constructed asset which was deemed to have no further service potential in December 2023.

Depreciation on property and equipment, including assets held under finance leases, is calculated using the straight-line method over the following useful service lives or lease term (which includes reasonably assured renewal periods):

	Years
Buildings	30
Building equipment and leasehold improvements	1 - 15
Machinery and equipment and service equipment	5 - 12
Computers and software	3 - 5
Furniture and fixtures	3 - 5
Vehicles	2 - 4
Right of use assets - finance leases	(Lease term) 2 - 10

Business Combinations, Goodwill and Identifiable Intangible Assets

Business combinations are accounted for under the acquisition method of accounting in accordance with ASC 805, *Business Combinations*. Under the acquisition method of accounting, the total consideration transferred in connection with the acquisition is allocated to the tangible and intangible assets acquired, liabilities assumed, and any non-controlling interest in the acquiree based on their fair values. Goodwill acquired in connection with business combinations represents the excess of consideration transferred over the net tangible and identifiable intangible assets acquired. Certain assumptions and estimates are employed in evaluating the fair value of assets acquired and liabilities assumed. These estimates may be affected by factors such as changing market conditions, technological advances in the oil and natural gas industry or changes in regulations governing that industry. The most significant assumptions requiring judgment involve identifying and estimating the fair value of intangible assets and the associated useful lives for establishing amortization periods. To finalize purchase accounting for significant acquisitions, we utilize the services of independent valuation specialists to assist in the determination of the fair value of acquired intangible assets.

Costs incurred related to an acquisition or business combination, other than those associated with the issuance of debt or equity securities, are expensed as incurred. Any contingent consideration payable is recognized at fair value at the acquisition date. Liability-classified contingent consideration is remeasured each reporting period with changes in fair value recognized in earnings until the contingent consideration is settled.

All identifiable intangibles with definite lives are amortized on a straight-line basis over the estimated useful life or term of related agreements. Certain costs incurred in the development of internal-use software applications are capitalized, while costs incurred outside of the software application development stage are expensed as incurred. The amounts capitalized are included in intangible assets, categorized as internally developed software, and are amortized on a straight-line basis over the estimated useful life of the software when ready for the intended use. These assets are tested for impairment whenever events or changes in circumstances indicate that their carrying amount may not be recoverable.

Leases

We determine if a contract contains a lease at the inception of an arrangement. If so, we record a right of use (“ROU”) asset representing the right to use an underlying asset for the lease term and a lease liability representing an obligation to make lease payments arising from the lease on the consolidated balance sheet.

We have operating and finance leases for facilities, vehicles, equipment, and software. Some leases include one or more options to renew, with renewal terms that can extend the lease term from five to ten years with exercise of lease renewal options being at the sole discretion of NCS as lessee. Some leases may include an option to terminate the contract with notice. ROU assets and lease liabilities recorded pursuant to a lease agreement with a term exceeding 12 months are recognized at the lease commencement date based on the present value of lease payments over the lease term. To the extent our lease agreements do not provide an implicit interest rate or the implicit interest rate is not readily determinable, we apply the current interest rate pursuant to our secured asset-based revolving credit facility (“ABL Facility”), adjusted on a monthly annual basis, as the incremental borrowing rate to calculate the

NCS MULTISTAGE HOLDINGS, INC.
NOTES TO CONSOLIDATED FINANCIAL STATEMENTS

present value at the lease commencement date. Lease expense for operating leases is recognized on a straight-line basis over the lease term.

Our lease agreements are from a lessee perspective and do not contain (i) any leases with variable lease payments (e.g., payments that depend on a percentage of sales of a lessee or payments that increase based upon an index such as a consumer price index), (ii) residual value guarantees probable of being paid, except leased fleet vehicles, or (iii) material restrictive covenants. Lease agreements with lease and non-lease components are generally accounted for separately when practical. For leases where the lease and non-lease component are comingled and the non-lease component is determined to be insignificant when compared to the lease component, the lease and non-lease components are treated as a single lease component for all asset classes.

As of December 31, 2023, we have no significant leases where we are the lessor. In January 2024, we extended a facility lease through 2030 for a total lease commitment of \$0.6 million. We have no additional significant operating or finance leases that have not yet commenced which create significant rights or obligations for NCS. For additional information, see “Note 10. Debt” and “Note 15. Leases.”

Income Taxes

We are taxed as a corporation as defined under the Internal Revenue Code. The liability method is used in accounting for deferred income taxes. Under this method, deferred tax assets and liabilities are determined based on the difference between the financial reporting and tax bases of assets and liabilities and are measured using the enacted tax rates and laws that will be in effect when these differences are expected to reverse. The realizability of deferred tax assets is evaluated annually and a valuation allowance is provided if it is more likely than not that the deferred tax assets will not give rise to future benefits. We follow guidance in ASC 740, *Income Taxes*, for uncertainty in income taxes by prescribing the minimum recognition threshold an income tax position is required to meet before being recognized in the consolidated financial statements. Each income tax position is assessed using a two-step process. A determination is first made as to whether it is more likely than not that the income tax position will be sustained, based upon technical merits, upon examination by the taxing authorities. If the income tax position is expected to meet the more likely than not criteria, the benefit recorded in the consolidated financial statements equals the largest amount that is greater than 50% likely to be realized upon its ultimate settlement. A valuation allowance to reduce deferred tax assets is established when it is more likely than not that some portion or all the deferred tax assets will not be realized. We recognize accrued interest and penalties related to uncertain tax positions in other income, net on the consolidated statements of operations.

Share-Based Compensation

We account for our stock-based compensation awards in accordance with ASC 718, *Compensation—Stock Compensation*. To measure the grant-date fair value of share-based compensation, we use the market price of our common stock for equity-classified restricted stock units (“RSUs”) and equivalent stock units, or cash-settled, liability-classified RSUs (“ESUs”), the Black-Scholes model for options and a Monte Carlo simulation for the performance stock unit awards (“PSUs”). We measure all share-based compensation awards at fair value on the date they are granted and recognize the compensation expense in the financial statements over the requisite period and record forfeitures as they occur. As the ESUs will be settled in cash, we record a liability, which is remeasured each reporting period at fair value based upon the closing stock price of our common stock until the awards are settled.

Fair Value

The carrying amounts for financial instruments classified as current assets and current liabilities approximate fair value due to the short maturity of such instruments. The book values of other financial instruments approximate fair value because interest rates charged are comparable to other financial instruments with similar terms and maturities and the rates vary in accordance with a market index consistent with ASC 820, *Fair Value Measurements*.

For the financial assets and liabilities disclosed at fair value, fair value is determined as the exit price, or the price that would be received to sell an asset or paid to transfer a liability in an orderly transaction between market participants at the measurement date. The established fair value hierarchy divides fair value measurement into three broad levels:

- Level 1—inputs are quoted prices (unadjusted) in active markets for identical assets or liabilities that the reporting entity has the ability to access at the measurement date;
- Level 2—inputs other than quoted prices included within Level 1 that are observable for the assets or liability, either directly or indirectly; and

NCS MULTISTAGE HOLDINGS, INC.
NOTES TO CONSOLIDATED FINANCIAL STATEMENTS

- Level 3—inputs are unobservable for the asset or liability, which reflect the best judgment of management.

The financial assets and liabilities that are disclosed at fair value for disclosure purposes are categorized in one of the above three levels based on the lowest level input that is significant to the fair value measurement in its entirety. Level 1 provides the most reliable measure of fair value, whereas Level 3 generally requires significant management judgment.

Severance and Other Termination Benefits

We accrue one-time severance costs pursuant to an approved workforce reduction plan at the communication date, when affected employees have been notified of the potential severance and sufficient information has been provided for the employees to calculate severance benefits, in the event the employee is involuntarily terminated. During 2023, we recorded \$1.4 million of severance expenses associated with one-time severance costs, of which a liability of \$0.4 million remained as of December 31, 2023. We did not incur any significant severance or termination benefits related to workforce reductions during the year ended December 31, 2022. See “Note 9. Accrued Expenses” included herewith for further information.

Earnings Per Share

Basic income (loss) per share is calculated by dividing net income (loss) attributable to NCS Multistage Holdings, Inc. by the weighted-average number of common shares outstanding during the period. Diluted income (loss) per share computation is calculated by dividing net income (loss) attributable to NCS Multistage Holdings, Inc. by the weighted-average number of common shares outstanding during the period, taking into effect, if any, shares that would be issuable upon the exercise of outstanding stock options and unvested RSUs and PSUs calculated using the treasury stock method, a method that determines how many incremental shares would result if all dilutive shares were exercised at the reporting date, less the number of shares that could be purchased at cost using the assumed proceeds from the exercise.

Research and Development

Research and development costs are incurred both through the utilization of our employees to create and develop new ideas and products as well as through engaging third parties to perform development activities under our coordination and management. We incurred approximately \$2.5 million and \$2.7 million in research and development costs for the years ended December 31, 2023 and 2022, respectively. These costs are recorded in selling, general and administrative (“SG&A”) expenses on the consolidated statements of operations. Occasionally a customer may contract us to provide research and development of a product, for which we are compensated. We recognize the revenue when the project is completed and accepted by the customer and record the corresponding research and development costs as cost of goods sold. Alternatively, outside parties may agree to fund certain research and development activities for which we retain the rights to intellectual property. Proceeds we receive under these arrangements are treated as a reduction of research and development costs included in SG&A expense. We received such reimbursable amounts of \$2.6 million and \$1.7 million during the years ended December 31, 2023 and 2022, respectively.

Recent Accounting Pronouncements

Pronouncement Adopted in 2023

In June 2016, the FASB issued ASU No. 2016-13, *Financial Instruments-Credit Losses (Topic 326): Measurement of Credit Losses on Financial Instruments*. This ASU introduces a new impairment model that is based on expected credit losses rather than incurred credit losses for financial instruments, including trade accounts receivable. It requires an entity to measure expected credit losses for financial assets held at the reporting date based on historical experience, current conditions and reasonable and supportable forecasts. The new standard was to become effective for fiscal years beginning after December 15, 2019, including interim periods within those fiscal years. In November 2019, the FASB issued ASU No. 2019-10, which deferred the effective dates for certain accounting guidance. The effective date of ASU No. 2016-13 remained the same for public business entities that are SEC filers, except for entities who are deemed SRCs. The effective date for SRCs began during the first interim period of fiscal years after December 15, 2022. We adopted ASU No. 2016-13 on January 1, 2023, with no material impact on our consolidated financial statements.

Pronouncement Not Yet Effective

In December 2023, the FASB issued ASU No. 2023-09, *Income Taxes (Topic 740): Improvements to Income Tax Disclosures*. This ASU improves income tax disclosure requirements and requires specific categories in the effective tax rate reconciliation as well as additional information for reconciling items that meet a quantitative threshold. Further, the ASU requires certain disclosures

NCS MULTISTAGE HOLDINGS, INC.
NOTES TO CONSOLIDATED FINANCIAL STATEMENTS

pertaining to income taxes paid (net of refunds received) and amends other disclosure requirements. The new standard is effective for fiscal years beginning after December 15, 2024 and should be applied prospectively although retrospective application is permitted. Early adoption is also permitted for financial statements that have not yet been issued. We are currently evaluating the impact of the adoption of this guidance.

In November 2023, the FASB issued ASU No. 2023-07, *Segment Reporting (Topic 280): Improvements to Reportable Segment Disclosures*. This ASU improves reportable segment disclosure requirements on an annual and interim basis and includes requirements for entities with a single reportable segment. The improvements include disclosure of significant segment expenses that are regularly provided to the chief operating decision maker (“CODM”), the title and position of the CODM and explanation of how the CODM uses the reported measure of segment profit or loss in assessing performance and allocating resources along with other disclosure requirements. The new standard is effective for fiscal years beginning after December 15, 2023, and interim periods within fiscal years beginning after December 15, 2024, and should be applied retrospectively. Early adoption is permitted. We are currently evaluating the impact of the adoption of this guidance.

Note 3. Segment and Geographic Information

We have determined that we operate in one reportable segment that has been identified based on how our CODM manages our business.

We aggregate revenue for presentation based on qualitative factors including the nature of the products and services, the nature and commonality of production processes, a shared customer base primarily in North America, the scope of geographic operations and a common industry and regulatory environment. However, we present revenue on a geographic basis, segregated between product sale and service revenues.

The following table summarizes revenue by geographic area attributed based on the current billing address of the customer (in thousands):

	Year Ended December 31,	
	2023	2022
United States		
Product sales	\$ 26,613	\$ 34,009
Services	11,206	12,228
Total United States	37,819	46,237
Canada		
Product sales	71,946	71,176
Services	26,161	29,695
Total Canada	98,107	100,871
Other Countries		
Product sales	1,888	674
Services	4,657	7,850
Total other countries	6,545	8,524
Total		
Product sales	100,447	105,859
Services	42,024	49,773
Total revenues	<u>\$ 142,471</u>	<u>\$ 155,632</u>

The following table summarizes long-lived assets (defined as property and equipment, net and operating lease assets) by geographic area (in thousands):

	December 31,	December 31,
	2023	2022
United States	\$ 15,673	\$ 16,861
Canada	10,782	9,265
Other Countries	1,728	1,705
	<u>\$ 28,183</u>	<u>\$ 27,831</u>

NCS MULTISTAGE HOLDINGS, INC.
NOTES TO CONSOLIDATED FINANCIAL STATEMENTS

Note 4. Revenues

Disaggregation of Revenue

We sell our products and services primarily in North America and in selected international markets. See above “Note 3. Segment and Geographic Information” for our disaggregated revenue by geographic area.

Contract Balances

If the timing of the delivery of products and provision of services is different from the timing of the customer payments, we recognize either a contract asset (performance precedes contractual due date in connection with estimates of variable consideration) or a contract liability (customer payment precedes performance) on our consolidated balance sheet.

The following table presents the current contract liabilities for the periods indicated (in thousands):

Balance at December 31, 2021	\$	71
Additions		1,963
Revenue recognized		(1,983)
Balance at December 31, 2022	\$	51
Additions		432
Revenue recognized		(23)
Balance at December 31, 2023	\$	<u>460</u>

We currently do not have any contract assets or non-current contract liabilities. Our contract liability as of December 31, 2023 and 2022 is included in other current liabilities on our consolidated balance sheets. Our performance obligations for our product and services revenues are typically satisfied before the customer’s payment; however, prepayments may occasionally be required.

Contracts with Multiple Performance Obligations

Substantially all of our product and services revenues are considered a single performance obligation. Our tracer self-service product line, which is a small percentage of our revenue for the years ended December 31, 2023 and 2022 is comprised of two performance obligations: (i) the delivery of tracer materials to a customer well site and (ii) the creation of diagnostic reports ordered by customers when we do not perform an integrated service. For these contracts, we do not allocate the transaction price as the individual performance obligations are sold at standalone prices in the customer order. The transaction prices for our self-service product line are determined as (i) the price per unit times the quantity of tracer materials and (ii) prices charged for diagnostic reports ordered by and delivered to the customer.

Practical Expedients

We generally expense sales commissions when incurred because the amortization period would have been one year or less. These costs are recorded within SG&A expenses on the consolidated statements of operations.

We do not disclose the value of unsatisfied performance obligations when the related contract has a duration of one year or less. We recognize revenue equal to what we have the right to invoice when that amount corresponds directly with the value to the customer of our performance to date.

Note 5. Inventories, net

Inventories consist of the following as of December 31, 2023 and 2022 (in thousands):

	December 31, 2023	December 31, 2022
Raw materials	\$ 2,395	\$ 2,135
Work in process	559	38
Finished goods	38,658	34,869
Total inventories, net	<u>\$ 41,612</u>	<u>\$ 37,042</u>

NCS MULTISTAGE HOLDINGS, INC.
NOTES TO CONSOLIDATED FINANCIAL STATEMENTS

Note 6. Other Current Receivables

Other current receivables consist of the following as of December 31, 2023 and 2022 (in thousands):

	December 31, 2023	December 31, 2022
Current income tax receivables	\$ 1,418	\$ 1,868
Employee receivables	249	354
Other receivables	2,375	1,504
Total other current receivables	<u>\$ 4,042</u>	<u>\$ 3,726</u>

Employee receivables primarily consist of amounts paid by us for foreign withholding tax paid on behalf of employees working on international assignments, which is expected to be reimbursed to us by the employees when refunded as foreign tax credits on their home-country tax returns. As of December 31, 2023, a primary component of the other receivables balance is \$1.2 million related to a company-owned life insurance policy associated with a non-qualified deferred compensation plan which was terminated in late 2023. We expect to utilize the proceeds from the liquidation of the insurance policy to fund the disbursements to settle liabilities under the terminated plan within the next twelve months. The associated liability of \$1.2 million is included in other current liabilities on the accompanying balance sheet as of December 31, 2023. The other receivables balance at December 31, 2022 includes amounts associated with U.S. employee retention credit (“ERC”) claims totaling \$0.9 million, of which \$0.7 million was collected in September 2023, along with \$0.1 million of interest, with a remaining receivable of \$0.1 million at December 31, 2023.

Other receivables also includes \$0.9 million and \$0.7 million for the years ended December 31, 2023 and 2022 associated with our technical services and assistance agreement with our local partner in Oman. This agreement is effective until the expiration of a specified contract between our partner and a national oil and gas company or the expiration of other contracts entered into subsequent to the specified contract. Pursuant to the agreement, we provide chemical and radioactive tracers at stated contract prices with revenue recognized on the delivery of these materials when performance obligations are met. In addition, we provide technical support, training, literature and further technical assistance to our local partner. In consideration of these technical services, our local partner shares their net profit or loss, excluding certain non-cash items, arising out of the specified contractual arrangement equally with us at the end of each year. Quarterly, we record a receivable related to this profit-sharing provision, as the amount is probable and reasonably estimable. A portion of our profit-sharing income is allocated to tracer diagnostics services based upon the ratio of the standalone fair market value of the tracer chemicals and profit-sharing elements of the contractual arrangement. For the years ended December 31, 2023 and 2022, we have recorded tracer diagnostics services revenue of \$1.4 million and \$1.2 million, respectively, and other income, net totaling \$0.8 million and \$0.7 million, respectively, in the consolidated statements of operations.

Note 7. Property and Equipment

Property and equipment by major asset class consist of the following as of December 31, 2023 and 2022 (in thousands):

	December 31, 2023	December 31, 2022
Land	\$ 1,630	\$ 1,592
Building and improvements	7,742	7,462
Machinery and equipment	19,378	18,156
Computers and software	2,408	2,107
Furniture and fixtures	722	748
Vehicles	265	262
Right of use assets - finance leases	12,709	11,231
Service equipment	57	57
	44,911	41,615
Less: Accumulated depreciation and amortization	(21,912)	(18,844)
	22,999	22,771
Construction in progress	337	545
Property and equipment, net	<u>\$ 23,336</u>	<u>\$ 23,316</u>

NCS MULTISTAGE HOLDINGS, INC.
NOTES TO CONSOLIDATED FINANCIAL STATEMENTS

The following table presents the depreciation expense associated with the respective income statement line items for the years ended December 31, 2023 and 2022 (in thousands):

	Year Ended December 31,	
	2023	2022
Cost of sales		
Cost of product sales	\$ 1,613	\$ 1,425
Cost of services	592	547
Selling, general and administrative expenses	1,742	1,678
Total depreciation	<u>\$ 3,947</u>	<u>\$ 3,650</u>

The table above includes depreciation expense associated with finance leases for buildings, equipment and software, as well as vehicles for our transportation fleet. See “Note 15. Leases.”

We evaluate our property and equipment for impairment whenever changes in circumstances indicate that the carrying amount of an asset group may not be recoverable. As of December 31, 2023, we evaluated potential triggering events, including the decline in the quoted price of our common stock. However, we determined there were no triggering events that indicated potential impairment of our property and equipment for the years ended December 31, 2023 and 2022, respectively, and accordingly no impairment loss has been recorded.

Note 8. Goodwill and Identifiable Intangibles

The carrying amount of goodwill is summarized as follows (in thousands):

	December 31, 2023	December 31, 2022
Gross value	\$ 177,162	\$ 177,162
Accumulated impairment	(161,940)	(161,940)
Net	<u>\$ 15,222</u>	<u>\$ 15,222</u>

We perform an annual impairment analysis of goodwill as of December 31, or whenever there is a triggering event that indicates an impairment loss may have been incurred. If an impairment loss occurs, we separately disclose it in the consolidated statements of operations, as applicable. See “Note 2. Summary of Significant Accounting Policies - Impairments” for additional information.

As of December 31, 2023 and 2022, we elected to perform a qualitative assessment for Repeat Precision, our only reportable unit with goodwill, and determined it is more likely than not that the goodwill totaling \$15.2 million has a fair value that exceeds its net carrying value. Therefore, no goodwill impairment has been recorded for the years ended December 31, 2023 and 2022, respectively.

Identifiable intangibles by major asset class consist of the following (in thousands):

	Estimated Useful Lives (Years)	December 31, 2023		
		Gross Carrying Amount	Accumulated Amortization	Net Balance
Technology	1 - 20	\$ 3,958	\$ (863)	\$ 3,095
Customer relationships	10	4,100	(2,836)	1,264
Total amortizable intangible assets		\$ 8,058	\$ (3,699)	\$ 4,359
Technology - not subject to amortization	Indefinite	48	—	48
Total identifiable intangibles		<u>\$ 8,106</u>	<u>\$ (3,699)</u>	<u>\$ 4,407</u>

NCS MULTISTAGE HOLDINGS, INC.
NOTES TO CONSOLIDATED FINANCIAL STATEMENTS

	Estimated Useful Lives (Years)	December 31, 2022		
		Gross Carrying Amount	Accumulated Amortization	Net Balance
Technology	1 - 20	\$ 3,958	\$ (604)	\$ 3,354
Customer relationships	10	4,100	(2,426)	1,674
Total amortizable intangible assets		\$ 8,058	\$ (3,030)	\$ 5,028
Technology - not subject to amortization	Indefinite	48	—	48
Total identifiable intangibles		\$ 8,106	\$ (3,030)	\$ 5,076

We did not incur costs to renew or extend the term of acquired intangible assets during the years ended December 31, 2023 and 2022, respectively. Substantially all identifiable intangibles as of December 31, 2023 and 2022 are related to our Repeat Precision asset group.

Identifiable intangibles are tested for impairment whenever events or changes in circumstances indicate that their carrying amount may not be recoverable. See “Note 2. Summary of Significant Accounting Policies - Impairments” for additional information. As of December 31, 2023, we evaluated potential triggering events, including the decline in the quoted price of our common stock. However, we determined there were no triggering events that indicated potential impairment of our intangibles. Therefore, we did not record any impairment charges related to our identifiable intangibles for the years ended December 31, 2023 or 2022, respectively.

Total amortization expense, which is associated with SG&A expenses on the consolidated statements of operations, was \$0.7 million for each of the years ended December 31, 2023 and 2022, respectively.

The total weighted average amortization period for intangible assets is 14 years and estimated future amortization expense by year is as follows (in thousands):

2024	\$ 669
2025	669
2026	669
2027	292
2028	259
Thereafter	1,801
Total	<u>\$ 4,359</u>

Note 9. Accrued Expenses

Accrued expenses consist of the following as of December 31, 2023 and 2022 (in thousands):

	December 31, 2023	December 31, 2022
Accrued payroll and bonus	\$ 2,255	\$ 3,227
Property and franchise taxes accrual	251	340
Severance and other termination benefits	436	—
Accrued other miscellaneous liabilities	760	824
	<u>\$ 3,702</u>	<u>\$ 4,391</u>

In June 2023, we implemented efforts to streamline our tracer diagnostics operations, which involved employee terminations or relocations, as well as the consolidation of certain leased facilities. Similarly, Repeat Precision consolidated its two manufacturing facilities in Mexico. In November 2023, we made further restructuring changes of certain U.S. and international operations management and support functions. In connection with these efforts, we recognized severance and moving costs totaling \$0.9 million for the year ended December 31, 2023, of which we paid \$0.8 million during the year. The remaining \$0.1 million of severance was paid in January 2024. As of December 31, 2023, we have not recognized any lease termination costs associated with these efforts, but we may incur such costs in the future if we decide to terminate the operating leases or cannot sublet the facilities. Repeat Precision began to sublet the former facility in Mexico in October 2023.

In July 2023, an executive officer and NCS agreed that he would leave his position. In connection therewith and pursuant to an employment agreement, we incurred severance and other charges of \$1.0 million in July 2023. Of these charges, \$0.4 million represents the acceleration of expense recognition under stock-based compensation arrangements because these long-term incentive

NCS MULTISTAGE HOLDINGS, INC.
NOTES TO CONSOLIDATED FINANCIAL STATEMENTS

awards will continue to vest in accordance with the underlying agreements, but there is no further service requirement. The cash payments to the former executive of \$0.6 million commenced in July 2023 and we paid \$0.3 million for the year ended December 31, 2023, resulting in a remaining severance and other termination benefits accrual of \$0.3 million associated with this matter as of December 31, 2023. We expect this severance and other termination benefits liability to be fully paid by July 2024.

Note 10. Debt

Our long-term debt consists of the following as of December 31, 2023 and 2022 (in thousands):

	December 31, 2023	December 31, 2022
ABL Facility	\$ —	\$ —
Repeat Precision Promissory Note	—	56
Finance leases	8,156	7,870
Total debt	8,156	7,926
Less: current portion	(1,812)	(1,489)
Long-term debt	<u>\$ 6,344</u>	<u>\$ 6,437</u>

The estimated fair value of total debt for the years ended December 31, 2023 and 2022 was \$7.1 million and \$6.8 million, respectively. At December 31, 2022, the fair value of the Repeat Precision Promissory Note (as defined below) approximated the carrying value due to a variable interest rate and the ability to repay the note at any time. The fair value of the finance leases was estimated using Level 2 inputs by calculating the sum of the discounted future interest and principal payments at our incremental borrowing rate through the date of maturity.

Below is a description of our financing arrangements.

ABL Facility

On May 3, 2022, we entered into an ABL Facility under which credit availability is subject to a borrowing base calculation. The ABL Facility is governed by the Credit Agreement dated as of May 3, 2022, by and between NCS Multistage Holdings, Inc. (“NCSH”), Pioneer Investment, Inc. (“Pioneer”), NCS Multistage, LLC, NCS Multistage Inc. (“NCS Canada”), the other loan parties thereto, the lenders party thereto, and JPMorgan Chase Bank, N.A., as administrative agent and as a lender under the facility provided therein (the “Credit Agreement”). Concurrent with the entry into our Credit Agreement on May 3, 2022, our prior ABL facility was terminated.

The ABL Facility consists of a revolving credit facility in an aggregate principal amount of \$35.0 million made available to borrowers, of which up to \$10.0 million may be made in Canadian dollars and \$7.5 million may be made available for letters of credit. Total borrowings available to the borrowers under the ABL Facility may be limited subject to a borrowing base calculated on the sum of cash in a specified pledged account, eligible accounts receivables and eligible inventory, provided it does not include the assets of Repeat Precision. Our available borrowing base under the ABL Facility at December 31, 2023 was \$16.4 million. The ABL Facility will mature on May 3, 2027. As of December 31, 2023 and 2022, we had no outstanding indebtedness under the ABL Facility.

Borrowings under the ABL Facility may be made in U.S. dollars with interest calculated using either the “ABR”, the “Adjusted Daily Simple SOFR” or the “Adjusted Term SOFR Rate”, and in Canadian dollars with interest calculated using the “Canadian Prime Rate” or the “CDOR Rate” (each as defined in the Credit Agreement). Borrowings bear interest plus a margin that varies depending on our leverage ratio as follows: (i) for ABR based loans, between 1.40% and 2.40%, and (ii) for Adjusted Daily Simple SOFR, Adjusted Term SOFR Rate, Canadian Prime Rate, and CDOR Rate, between 2.40% and 3.40%. We must also pay a monthly commitment fee of 0.25% to 0.50% per year, based on unused commitments. The applicable interest rate at December 31, 2023 was 7.9%. We incurred interest expense related to the ABL Facility, including commitment fees, of \$0.2 million and \$0.1 million for the years ended December 31, 2023 and 2022, respectively.

The obligations of the borrowers under the ABL Facility are guaranteed by NCSH and each of our U.S. and Canadian subsidiaries (other than Repeat Precision), as well as each of our future direct and indirect subsidiaries organized under the laws of the United States or Canada (subject to certain exceptions), and are secured by substantially all of the assets of NCSH and its subsidiaries, in each case, subject to certain exceptions and permitted liens.

The Credit Agreement requires, as a condition to borrowing, that available cash on hand after borrowings does not exceed \$10.0 million. The Credit Agreement also requires us to (i) maintain, for quarters during which liquidity is less than 20% of the aggregate

NCS MULTISTAGE HOLDINGS, INC.
NOTES TO CONSOLIDATED FINANCIAL STATEMENTS

revolving commitments, a fixed charge coverage ratio of at least 1.0 to 1.0 and (ii) to prepay advances to the extent that the outstanding loans and letter of credit amounts exceed the most recently calculated borrowing base. As of December 31, 2023, we were in compliance with these financial covenants. The Credit Agreement also contains customary affirmative and negative covenants, including, among other things, restrictions on the creation of liens, the incurrence of indebtedness, investments, dividends and other restricted payments, dispositions and transactions with affiliates.

The Credit Agreement includes customary events of default for facilities of this type (with customary materiality thresholds and grace periods, as applicable). If an event of default occurs, the lenders party to the Credit Agreement may elect (after the expiration of any applicable notice or grace periods) to declare all outstanding borrowings under such facility, together with accrued and unpaid interest and other amounts payable thereunder, to be immediately due and payable. The lenders party to the Credit Agreement also have the right upon an event of default thereunder to terminate any commitments to provide further borrowings, or to provide additional financing in excess of the borrowing base limit, or to proceed against the collateral securing the ABL Facility.

We capitalized direct costs of \$1.0 million in connection with the Credit Agreement, which are being amortized over the term of the ABL Facility using the straight-line method. Amortization of the deferred financing charges of \$0.2 million and \$0.1 million was included in interest expense, net for the years ended December 31, 2023 and 2022, respectively.

Repeat Precision Promissory Note

On February 16, 2018, Repeat Precision entered into a promissory note for an aggregate borrowing capacity of \$4.3 million with Security State Bank & Trust, Fredericksburg (the “Repeat Precision Promissory Note”). The Repeat Precision Promissory Note has been renewed several times and is scheduled to mature on August 10, 2024. The note bears interest at a variable interest rate based on prime plus 1.00%. The applicable interest rate at December 31, 2023 was 9.5%. The Repeat Precision Promissory Note is collateralized by certain equipment, inventory and receivables of Repeat Precision. Total borrowings may be limited subject to a borrowing base calculation, which includes a portion of Repeat Precision’s eligible receivables, inventory and equipment. As of December 31, 2023, there was no outstanding indebtedness under the promissory note. As of December 31, 2022, Repeat Precision had \$0.1 million of outstanding indebtedness under the promissory note. Repeat Precision’s indebtedness is guaranteed by Repeat Precision and its subsidiary and is not guaranteed by any other NCS entity.

Finance Leases

We lease assets under finance lease arrangements including an office and laboratory in Tulsa, Oklahoma, as well as facilities in Odessa, Texas, and certain operating equipment and software. We also maintain a vehicle leasing arrangement with a fleet management company through which we lease light vehicles and trucks that meet the finance lease criteria. See “Note 15. Leases” for additional information.

Note 11. Commitments and Contingencies

Litigation

In the ordinary course of our business, from time to time, we have various claims, lawsuits and administrative proceedings that are pending or threatened with respect to commercial, intellectual property and employee matters.

Texas Matter

NCS was a defendant in a lawsuit in the District Court of Winkler County, Texas (the “Texas Matter”) that was settled in December 2023, where the insurance carrier agreed to pay the mutually-agreed settlement amounts to the plaintiff in settlement of all liabilities, resulting in no cash payments by NCS. The lawsuit was filed in September 2019 by plaintiffs Boyd & McWilliams Energy Group, Inc. *et. al.* claiming damage to their wells in 2018 resulting from an alleged product defect related to components provided by a third-party supplier. In May 2023, a judgment was rendered awarding the plaintiff total damages of \$42.5 million. We accrued \$40.8 million which included this judgment amount and estimated court costs, less \$2.0 million previously paid to the plaintiff by our insurance carrier. During the fourth quarter of 2023, in connection with the settlement, we reversed the accrual for this legal contingency of \$40.8 million. As of December 31, 2023, we recorded an insurance receivable for expected but unpaid insurance recoveries and a provision for legal contingencies of \$15.0 million. The settlement was fully paid by the insurance carrier in January 2024.

NCS MULTISTAGE HOLDINGS, INC.
NOTES TO CONSOLIDATED FINANCIAL STATEMENTS

Wyoming Matter

NCS was the defendant in a lawsuit in a state district court in Wyoming, which settled in August 2023 (the “Wyoming Matter”). The claim related to an alleged service issue by our personnel during completion operations. The parties agreed to a settlement that included a payment to the plaintiff of \$2.0 million, which was paid on NCS’s behalf under a policy of insurance and NCS received \$0.6 million as reimbursement of unpaid invoices from the plaintiff. During the year ended December 31, 2023, we recorded the benefit from payment of the aged invoices as other income in the accompanying consolidated statement of operations.

Canada Patent Matters

- On July 24, 2018, we filed a patent infringement lawsuit seeking unspecified damages against Kobold Corporation, Kobold Completions Inc. and 2039974 Alberta Ltd. (“Kobold”) in the Federal Court of Canada (“Canada Court”), alleging that Kobold’s fracturing tools and methods infringe on several of our Canadian patents. On July 12, 2019, Kobold filed a counterclaim seeking unspecified damages alleging that our fracturing tools and methods infringe on their patent. The patent infringement litigation against Kobold and their counterclaim was heard in early 2022.

On October 10, 2023, the judge rendered a decision against us holding that our asserted patents are invalid and that we are infringing the Kobold asserted patent. The Canada Court ordered us to pay Kobold approximately \$1.8 million (\$2.5 million in Canadian dollars) in costs and disbursements, including taxes payable thereon, and granted an injunction prohibiting us from any further infringement of their patent. This amount is included in provision for litigation, net of recoveries in the accompanying consolidated statement of operations for the year ended December 31, 2023 and was paid to Kobold in November 2023.

We believe that applicable law supports strong grounds to appeal the decision by the Canada Court as well as to reduce the costs award significantly. We intend to appeal the judgment and believe we have strong arguments that may lead to a reversal of substantial portions of the decision. In addition, we do not know what damages, if any, the Canada Court will award to Kobold as the damages portion was bifurcated and will likely be heard by the Canada Court only after we complete our appeal of the liability phase. We expect the appeal to be heard by late 2024, and a decision granted by early to mid-2025. If we do not prevail in the appeal phase, we would expect any damages awarded to be more modest because of the relative ease and minimal cost in implementing changes to our product to comply with the injunction, with such changes having resulted to date in insignificant commercial impact.

The parties attended a mediation meeting in late February 2024. While no agreement has yet been reached, the parties have expressed interest in continuing with the settlement discussions. If we are unable to reach a settlement with Kobold, the appeals process could take over a year and could result in a new trial or further appeals, which may not conclude for several years thereafter.

- On April 6, 2020, Kobold filed a separate patent infringement lawsuit seeking unspecified damages against us in Canadian Court, alleging that our fracturing tools infringe on their Canadian patents. In the summary judgment phase, we have successfully dismissed some of the asserted products. However, we were not able to dismiss all of the claims because there remained factual determinations that were not possible in a summary judgment proceeding for our other products. We believe we have strong arguments of invalidity and non-infringement in this matter. This patent infringement litigation has not yet been assigned a trial date.

Other Patent Matters

In connection with our patent infringement jury verdict against Nine Energy Services, Inc. (“Nine”), the Western District of Texas, Waco Division (“Waco District Court”) entered final judgment in June 2022 and awarded NCS approximately \$0.5 million in damages for Nine’s infringement of U.S. Patent No. 10,465,445 (“the ’445 Patent”). At a hearing in December 2022, the Waco District Court announced it would be awarding hundreds of thousands of dollars in supplemental damages, interest, and costs and ordered Nine to pay an ongoing royalty for the sale of infringing casing flotation devices for the life of the ’445 Patent. In addition, in August 2022 in connection with our patent infringement jury verdict against TCO AS, the jury awarded NCS approximately \$1.9 million in damages for TCO AS’s infringement of the ’445 Patent. The Waco District Court has entered the final judgment in that case, and we are seeking an award of ongoing royalties for TCO AS’s continued post-judgment infringement, supplemental damages, interest, and cost. Both cases remain subject to appeal. Therefore, we have not recorded any potential gain contingencies associated with these matters in the accompanying consolidated statements of operations.

NCS MULTISTAGE HOLDINGS, INC.
NOTES TO CONSOLIDATED FINANCIAL STATEMENTS

In accordance with GAAP, we accrue for contingencies where the occurrence of a material loss is probable and can be reasonably estimated. Our legal contingencies may increase or decrease, on a matter-by-matter basis, to account for future developments. Although the outcome of any legal proceeding cannot be predicted with any certainty, our assessment of the likely outcome of litigation matters is based on our judgment of a number of factors, including experience with similar matters, past history, precedents, relevant financial information and other evidence and facts specific to each matter.

Note 12. Stockholders' Equity

Authorized and Outstanding Shares

As of December 31, 2023 and 2022, we had 11,250,000 shares of common stock authorized to be issued. As of December 31, 2023 and 2022, 2,443,744 and 2,408,474 shares of common stock were outstanding, respectively. As of December 31, 2023 and 2022, the number of our authorized shares of preferred stock included 10,000,000 shares, with none outstanding.

Voting

The holders of common stock are entitled to one vote for each share of common stock held.

Dividends

The holders of common stock are entitled to receive dividends as declared from time-to-time by our Board, to the extent permitted under the ABL Facility. No dividends were declared during the years ended December 31, 2023 and 2022.

Note 13. Share-Based Compensation

Equity Incentive Plan

We maintain an equity incentive plan for the benefit of our employees, directors and other service providers, the 2017 Equity Incentive Plan (the "2017 Plan"). Our previous equity incentive plan, the 2012 Equity Incentive Plan (the "2012 Plan"), terminated on December 20, 2022, provided that any outstanding awards remain outstanding in accordance with the terms of the applicable award agreement. As of December 31, 2023, there remain 3,610 options outstanding, all of which are exercisable pursuant to the 2012 Plan.

The 2017 Plan provides for awards of stock options, stock appreciation rights, restricted stock awards, RSUs, stock awards and performance awards. Awards under the 2017 Plan may be granted to any employee, non-employee director, consultant or other personal service provider of NCS. The 2017 Plan is administered by a plan administrator, which is the Compensation, Nominating and Governance Committee or such other committee of the Board or the Board as a whole, in each case as determined by the Board. The 2017 Plan was initially established with the authorization for grants of up to 226,626 shares of authorized but unissued shares of common stock. NCS has since increased the number of authorized shares by 400,000 shares, which increased the maximum aggregate number of shares available to be issued under the 2017 Plan to 626,626 shares. As of December 31, 2023, the total number of shares available for future issuance under the 2017 Plan is 247,524 shares.

Restricted Stock Units

We account for RSUs granted to employees at fair value, which we measure as the closing price of our common stock on the date of grant, and we recognize the compensation expense in the financial statements over the requisite service period. The RSUs granted to our employees generally vest over a period of three equal annual installments beginning on or around the anniversary of the date of grant. The RSUs granted to the members of our Board generally vest on the one year anniversary of the grant date and either settle at vesting or, if the director has elected to defer the RSUs, within thirty days following the earlier of the termination of the director's service for any reason or a change of control.

NCS MULTISTAGE HOLDINGS, INC.
NOTES TO CONSOLIDATED FINANCIAL STATEMENTS

The following table summarizes RSU activity during the year ended December 31, 2023:

	Number of Awards	Weighted Average Grant Date Fair Value
Non-vested at December 31, 2022	118,713	\$ 39.32
Granted	81,021	24.49
Vested (including 13,259 shares that have not been released)	(59,367)	39.55
Forfeited	(6,868)	33.03
Non-vested at December 31, 2023	133,499	\$ 30.55

The total value of RSUs that vested and released was \$1.1 million and \$1.6 million during the years ended December 31, 2023 and 2022. For 2023 and 2022, the income tax benefit recognized for RSUs was \$0.2 million and \$0.3 million, respectively. As of December 31, 2023, there was \$2.0 million of total unrecognized compensation cost related to RSUs, which we expect to recognize over a weighted average period of one year.

Equivalent Stock Unit Awards

When ESUs are granted to employees, they are valued at fair value, which we measure at the closing price of our common stock on the date of grant. Since the ESUs are settled in cash, we record a liability which is remeasured each reporting period at fair value based upon the closing price of our common stock until the awards are settled. The ESUs generally vest and settle over a period of three equal annual installments beginning on or around the anniversary of the date of grant. The cash settled for any ESU will not exceed the maximum payout established by our Compensation, Nominating and Governance Committee of the Board.

The following table summarizes ESU activity during the year ended December 31, 2023:

	Number of Awards	Weighted Average Grant Date Fair Value
Non-vested at December 31, 2022	135,856	\$ 33.98
Granted	90,041	24.49
Vested	(75,547)	30.11
Forfeited	(10,311)	30.18
Non-vested at December 31, 2023	140,039	\$ 30.25

During the years ended December 31, 2023 and 2022, we paid \$1.7 million and \$2.6 million, respectively, upon settlement of the ESUs. As of December 31, 2023, the total liability for ESUs was \$0.9 million.

Performance Stock Unit Awards

PSUs are granted to certain executives and provide for the recipients to receive a grant of shares of common stock based upon the achievement of certain performance goals over a specified period established by the Compensation, Nominating, and Corporate Governance Committee. The number of PSUs ultimately issued is dependent upon our total shareholder return relative to our performance peer group (“relative TSR”) over a three-year performance period. Each PSU will settle for between zero and two shares of our common stock. The threshold performance level (25th percentile relative TSR) starts to earn PSUs, the mid-point performance level (50th percentile relative TSR) earns 100% of the target PSUs and the maximum performance level (90th percentile relative TSR) or greater earns 200% of the target PSUs.

NCS MULTISTAGE HOLDINGS, INC.
NOTES TO CONSOLIDATED FINANCIAL STATEMENTS

The PSUs grant date fair values in 2023 and 2022 were measured using a Monte Carlo simulation with the following assumptions and the resulting weighted-average grant date fair value per share:

	March 2023		November 2022		March 2022
Grant date	March 2, 2023		November 1, 2022		March 2, 2022
Performance period	January 1, 2023 to December 31, 2025		January 1, 2023 to December 31, 2025		January 1, 2022 to December 31, 2024
Volatility	75.2 %		95.6 %		102.1 %
Risk-free interest rate	4.6 %		4.4 %		1.6 %
Expected dividends	— %		— %		— %
Grant date price	\$ 24.49	\$	30.50	\$	42.90
Weighted-average fair value per share	\$ 36.02	\$	49.52	\$	71.28

The following table summarizes PSU activity during the year ended December 31, 2023:

	Number of Awards	Weighted Average Grant Date Fair Value
Non-vested at December 31, 2022	57,681	\$ 61.00
Granted	13,681	36.02
Vested	—	—
Forfeited	(17,004)	66.14
Non-vested at December 31, 2023	54,358	\$ 53.11

As of December 31, 2023, there was \$1.4 million of total unrecognized compensation cost related to PSUs, which we expect to recognize over a weighted average period of two years.

Stock Options

Stock options were previously granted to our officers, key employees, and Board. Stock options generally vested annually in equal increments over three or five years and have a 10-year term. We estimated the fair value of each option grant using the Black-Scholes option-pricing model. The Black-Scholes option pricing model required estimates of key assumptions based on both historical information and management judgment regarding market factors and trends. Determining the appropriate fair value model and calculating the fair value of options required the input of highly subjective assumptions, including the expected volatility of the price of our stock, the risk-free rate, the expected term of the options and the expected dividend yield of our common stock. These estimates involved inherent uncertainties and the application of management's judgment. If factors changed and different assumptions were used, our share-based compensation expense could have been materially different. Stock options have not been granted since 2017.

The following table summarizes stock option activity during the year ended December 31, 2023:

	Total Options	Weighted Average Exercise Price	Weighted Average Remaining Contractual Life (Years)
Outstanding at December 31, 2022	6,851	\$ 182.65	1.68
Expired during the year	(2,609)	117.59	
Outstanding at December 31, 2023	4,242	\$ 222.66	1.52
Exercisable as of December 31, 2023	4,242	\$ 222.66	1.52

Aggregate intrinsic value represents the difference between our estimated fair value of common stock and the exercise price of outstanding in the money options. As of December 31, 2023, we had no outstanding in the money options and no outstanding and exercisable aggregate intrinsic values. No options were exercised during the years ended December 31, 2023 and 2022.

NCS MULTISTAGE HOLDINGS, INC.
NOTES TO CONSOLIDATED FINANCIAL STATEMENTS

Total Share Based Compensation Expense

The following table summarizes share-based compensation expense recognized in SG&A expense in our consolidated statements of operations and our related tax benefit for the years ended December 31, 2023 and 2022, respectively (in thousands):

	Year Ended December 31,	
	2023	2022
Restricted stock units	\$ 2,657	\$ 2,205
Equivalent stock units	1,201	2,586
Performance stock unit awards	1,507	1,248
Total share-based compensation expense	\$ 5,365	\$ 6,039
Related income tax benefit	\$ 361	\$ 802

Note 14. Employee Benefit Plan

Under the terms of the U.S. 401(k) plan, we match 100% of up to the first 3% of eligible compensation an employee contributes and 50% of up to the next 2% of eligible compensation contributed. Similarly, our Canadian employees are eligible to participate in the Group Registered Retirement Savings Program where NCS matches 100% of up to 4% of eligible compensation that an employee contributes. All eligible employees may make tax deferred contributions to the plan. Contributions made on behalf of Canadian employees by NCS are taxable income to the employee and may not exceed the Canadian Revenue Agency's deduction limit for the given year.

In addition, Repeat Precision, maintains a simple IRA plan for eligible employees who may contribute a percentage of their compensation subject to a maximum imposed by the Internal Revenue Code, with Repeat Precision making a matching contribution of up to 3% of the eligible compensation an employee contributes.

Our contributions to all of these benefit plans were \$1.0 million for each of the years ended December 31, 2023 and 2022, respectively.

Note 15. Leases

Supplemental balance sheet information related to leases are as follows (in thousands):

Leases	Consolidated Balance Sheet Classification	December 31, 2023	December 31, 2022
Assets			
Operating (1)	Operating lease assets	\$ 4,847	\$ 4,515
Finance (2)	Property and equipment, net	7,985	7,771
Total leased right-of-use assets		<u>\$ 12,832</u>	<u>\$ 12,286</u>
Liabilities			
<i>Current</i>			
Operating (1)	Operating lease liabilities	\$ 1,583	\$ 1,274
Finance	Current maturities of long-term debt	1,812	1,433
<i>Noncurrent</i>			
Operating (1)	Operating lease liabilities, long-term	3,775	3,680
Finance	Long-term debt, less current maturities	6,344	6,437
Total lease liabilities		<u>\$ 13,514</u>	<u>\$ 12,824</u>

- (1) During the year ended December 31, 2023, we relocated to a new facility in Red Deer, Alberta, Canada, for which we recorded an operating lease ROU asset and leasehold improvement and corresponding liability of \$1.7 million. This operating lease has a term of approximately five years. During the year ended December 31, 2022, we entered into three operating leases and renewed four others for our facilities in various locations. We recorded long-term ROU assets totaling approximately \$1.4 million and corresponding operating lease liabilities. The leases have renewal terms from three to approximately six years.
- (2) Finance lease right-of-use assets are presented net of accumulated amortization of \$4.7 million and \$3.5 million as of December 31, 2023 and 2022, respectively.

NCS MULTISTAGE HOLDINGS, INC.
NOTES TO CONSOLIDATED FINANCIAL STATEMENTS

The components of lease expense are as follows (in thousands):

Lease Cost	Consolidated Statements of Operations Classification	Year Ended December 31,	
		2023	2022
Finance lease cost:			
Amortization of right-of-use assets	Depreciation	\$ 1,752	\$ 1,531
Interest on lease liabilities	Interest expense, net	443	364
Operating lease cost	Cost of sales; Selling, general and administrative expenses	1,445	1,497
Short-term lease cost	Cost of sales; Selling, general and administrative expenses	855	896
Total lease cost		<u>\$ 4,495</u>	<u>\$ 4,288</u>

Total operating lease expense included in the consolidated statements of operations was \$2.3 million and \$2.4 million for the years ended December 31, 2023 and 2022, respectively.

Supplemental cash flow and other information related to leases are as follows (in thousands):

Supplemental Cash Flow Disclosures	Year Ended December 31,	
	2023	2022
Cash paid for amounts included in measurement of lease liabilities:		
Operating cash flows from operating leases	\$ 1,683	\$ 1,706
Operating cash flows from finance leases	443	364
Return of vehicles under finance lease	—	(142)

Lease Term and Discount Rate	December 31,	December 31,
	2023	2022
Weighted-average remaining lease term (years):		
Operating leases	3.3	3.6
Finance leases	5.0	6.1
Weighted-average discount rate:		
Operating leases	4.7 %	4.5 %
Finance leases	5.2 %	4.5 %

Maturities of lease liabilities are as follows (in thousands):

Year Ending December 31,	Operating Leases		Finance Leases	
2024	\$	1,826	\$	2,242
2025		1,589		2,093
2026		1,343		1,762
2027		878		999
2028		265		832
Thereafter		—		1,415
Total lease payments	\$	5,901	\$	9,343
Less: interest		(543)		(1,187)
Present value of lease liabilities	\$	<u>5,358</u>	\$	<u>8,156</u>

NCS MULTISTAGE HOLDINGS, INC.
NOTES TO CONSOLIDATED FINANCIAL STATEMENTS

Note 16. Income Taxes

The provision (benefit) from income taxes consists of the following for the years ended December 31, 2023 and 2022 (in thousands):

	Year Ended December 31,	
	2023	2022
Current tax expense (benefit)		
U.S. Federal	\$ (114)	\$ (291)
State	54	116
Foreign	(324)	260
Total current	(384)	85
Deferred tax expense		
U.S. Federal	\$ 103	\$ —
State	—	—
Foreign	49	266
Total deferred	152	266
Total income taxes	\$ (232)	\$ 351

The following is the domestic and foreign components of our (loss) income before income taxes for the years ended December 31, 2023 and 2022 (in thousands):

	Year Ended December 31,	
	2023	2022
U.S. Federal	\$ 1,256	\$ (1,127)
Foreign	(4,599)	526
Loss before income tax	\$ (3,343)	\$ (601)

The following is a summary of the items that caused recorded income taxes to differ from income taxes computed using the statutory federal income tax rate for the years ended December 31, 2023 and 2022:

	Year Ended December 31,	
	2023	2022
Income tax at federal statutory rate	21.0 %	21.0 %
Increase (decrease) in income taxes resulting from:		
Foreign taxes on U.S. income	(2.7)%	(7.4)%
Non-controlling interest gain/losses	(3.8)%	(53.3)%
Nondeductible expenses	(5.2)%	(32.1)%
Deductible foreign taxes	1.4 %	36.3 %
Non U.S. income taxed at different rates	23.8 %	(18.3)%
Research and other tax credits	20.8 %	57.8 %
Effect of rate change on deferred tax	— %	(2.8)%
Stock-based compensation	(18.2)%	(656.7)%
State taxes	(12.3)%	(104.1)%
Change in valuation allowance	(20.9)%	675.5 %
Other	3.0 %	25.7 %
Income tax	6.9 %	(58.4)%

We recorded a tax benefit of \$0.2 million and a tax expense of \$0.4 million for the years ended December 31, 2023 and 2022, respectively. The income tax benefit and expense for both 2023 and 2022 primarily relates to results generated by our non-U.S. and Canadian businesses and U.S. state taxes. Tax expense for 2023 and 2022 has not been offset by the tax benefits related to losses within the United States, Canada, and other jurisdictions, from which we cannot currently benefit. In addition, for both 2023 and 2022 the income tax provision includes effects of changes in valuation allowances established against our previously recognized deferred tax assets in the United States, Canada, and other jurisdictions. Similarly, our effective tax rate for both 2023 and 2022 was impacted by the changes in valuation allowance related to U.S. and foreign operating losses for which we cannot currently recognize a tax

NCS MULTISTAGE HOLDINGS, INC.
NOTES TO CONSOLIDATED FINANCIAL STATEMENTS

benefit. Due to the impact of the valuation allowances on tax expense, our effective tax rates are not meaningful for all periods presented. See further discussion of establishment of the deferred tax valuation allowance at “Note 2. Summary of Significant Accounting Policies - Income Taxes”.

The tax effects of temporary differences that give rise to significant portions of deferred tax assets and deferred tax liabilities as of December 31, 2023 and 2022 are as follows (in thousands):

	December 31,	
	2023	2022
Deferred tax assets		
Accruals not currently deductible	\$ 2,947	\$ 3,165
Depreciation and amortization	8,761	9,593
Tax loss carryforward	4,333	3,775
Other	2,821	1,799
	18,862	18,332
Valuation allowance for deferred tax assets	(18,758)	(18,288)
Total deferred tax assets	104	44
Deferred tax liabilities		
Foreign currency translation	(287)	(148)
Other	—	(49)
Total deferred tax liabilities	(287)	(197)
Net deferred tax assets (liabilities)	<u>\$ (183)</u>	<u>\$ (153)</u>

The above are included in the accompanying consolidated balance sheet as follows (in thousands):

	December 31,	
	2023	2022
Deferred income tax assets—noncurrent	\$ 66	\$ 46
Deferred income tax liabilities—noncurrent	(249)	(199)
	<u>\$ (183)</u>	<u>\$ (153)</u>

A valuation allowance has been provided for \$14.6 million and \$15.4 million against U.S. deferred tax assets as of December 31, 2023 and 2022, respectively. Also, a valuation allowance has been provided for \$3.9 million and \$2.3 million against Canadian deferred tax assets as of December 31, 2023 and 2022, respectively. We believe we have not met the more likely than not condition of realizing the benefits of these assets based on management’s position regarding the existence of sufficient projected taxable income of the appropriate character.

As of December 31, 2023 and 2022, there were no material amounts that had been accrued with respect to uncertain tax positions. We believe that there are no tax positions taken or expected to be taken as of December 31, 2023 and 2022 that would significantly increase or decrease unrecognized tax benefits within the next twelve months following the balance sheet date. We file income tax returns in the United States, Canada and various state and foreign jurisdictions. Our U.S. income tax returns for 2020 and subsequent years remain open for examination and our Canadian income tax returns for 2019 and subsequent years remain open for examination.

NCS MULTISTAGE HOLDINGS, INC.
NOTES TO CONSOLIDATED FINANCIAL STATEMENTS

Note 17. Loss Per Share

The following table presents the reconciliation of the numerator and denominator for calculating loss per share from net loss (in thousands, except per share data):

	<u>Year Ended December 31,</u>	
	<u>2023</u>	<u>2022</u>
Numerator		
Net loss	\$ (3,111)	\$ (952)
Less: income attributable to non-controlling interest	42	150
Net loss attributable to NCS Multistage Holdings, Inc.	<u>\$ (3,153)</u>	<u>\$ (1,102)</u>
Denominator		
Basic weighted average number of shares	2,473	2,432
Dilutive effect of other equity awards	—	—
Diluted weighted average number of shares	<u>2,473</u>	<u>2,432</u>
Loss per common share		
Basic	<u>\$ (1.27)</u>	<u>\$ (0.45)</u>
Diluted	<u>\$ (1.27)</u>	<u>\$ (0.45)</u>
Potentially dilutive securities excluded as anti-dilutive	<u>146</u>	<u>194</u>

Item 9. Changes in and Disagreements With Accountants on Accounting and Financial Disclosure

None.

Item 9A. Controls and Procedures

Evaluation of Disclosure Controls and Procedures

Our management, including our Chief Executive Officer and Chief Financial Officer, conducted an evaluation of the effectiveness of our disclosure controls and procedures (as defined in Rules 13a-15(e) and 15d-15(e) under the Securities Exchange Act of 1934, as amended (the “Exchange Act”)) as of December 31, 2023. Based on this evaluation, our Chief Executive Officer and Chief Financial Officer concluded that, as of December 31, 2023, our disclosure controls and procedures were effective to provide reasonable assurance that information required to be disclosed in the reports we file or submit under the Exchange Act is recorded, processed, summarized and reported within the time periods specified in the SEC’s rules and forms and that such information is accumulated and communicated to management, including our Chief Executive Officer and Chief Financial Officer, to allow timely decisions regarding required disclosure.

Management’s Annual Report on Internal Control Over Financial Reporting

Our management is responsible for establishing and maintaining adequate internal control over financial reporting (as defined in Rule 13a-15(f) and 15d-15(f) of the Exchange Act).

Our management, including the Chief Executive Officer and the Chief Financial Officer, conducted an evaluation of the effectiveness of our internal control over financial reporting based on the framework in "Internal Control - Integrated Framework" (2013) issued by the Committee of Sponsoring Organizations of the Treadway Commission. Based on this evaluation, management concluded that the Company's internal control over financial reporting was effective at December 31, 2023.

In addition, since we are a non-accelerated filer, our independent registered public accounting firm is not required to attest to the effectiveness of our internal control over financial reporting as long as we remain a non-accelerated filer.

Changes in Internal Control Over Financial Reporting

There were no changes to our internal control over financial reporting that occurred during the quarter ended December 31, 2023 that have materially affected, or are reasonably likely to materially affect, our internal control over financial reporting.

Item 9B. Other Information

During the quarter ended December 31, 2023, no director or officer of the Company adopted or terminated a “Rule 10b5-1 trading arrangement” or “non-Rule 10b5-1 trading arrangement,” as each term is defined in Item 408(a) of Regulation S-K.

Item 9C. Disclosure Regarding Foreign Jurisdictions that Prevent Inspections

Not applicable.

PART III

Item 10. Directors, Executive Officers and Corporate Governance

Code of Business Conduct and Ethics

We have a Code of Business Conduct and Ethics that applies to our employees, officers and directors, and all subsidiaries and entities controlled by us. A copy of the code is available in the “Corporate Governance” section of the “Investors” page of our website located at <http://ir.ncsmultistage.com>. Any amendments to or waivers from our code for our principal executive officer, principal financial officer, principal accounting officer or controller, or persons performing similar functions, will be disclosed on our Internet website promptly following the date of such amendment or waiver.

The other information required by this Item will be included in the Company’s definitive proxy statement for the 2024 Annual Meeting of Stockholders (the “2024 Proxy Statement”) to be filed with the SEC and is incorporated herein by reference.

Item 11. Executive Compensation

The information required by this Item will be included in the Company’s 2024 Proxy Statement to be filed with the SEC and is incorporated herein by reference.

Item 12. Security Ownership of Certain Beneficial Owners and Management and Related Stockholder Matters

The following table shows information relating to the number of shares of common stock authorized for issuance under our equity compensation plans as of December 31, 2023, including the 2017 Plan, the 2012 Plan, and the Employee Stock Purchase Plan (the “ESPP”):

	Number of Securities to be Issued Upon Exercise of Outstanding Options, Warrants and Rights (1)	Weighted Average Exercise Price of Outstanding Options, Warrants and Rights (2)	Number of Securities Remaining Available for Future Issuance Under Equity Compensation Plans (3)
Equity compensation plans			
Approved by stockholders	233,709	\$ 222.66	333,940
Not approved by stockholders	—	\$ —	—

- (1) Includes common stock underlying shares to be issued in connection with vested RSUs subject to delayed settlement. Also, includes common stock underlying outstanding PSUs, stock options and RSUs. The number of shares subject to outstanding PSUs is based on the target number of shares subject to each award, but the number of shares issued could be higher if performance metrics are met.
- (2) RSUs and PSUs are excluded when determining the weighted-average exercise price.
- (3) Includes 86,416 shares remaining available for issuance under the ESPP, which was suspended for future offering periods beginning on July 1, 2019.

The other information required by this Item will be included in the Company’s 2024 Proxy Statement to be filed with the SEC and is incorporated herein by reference.

Item 13. Certain Relationships and Related Transactions, and Director Independence

The information required by this Item will be included in the Company’s 2024 Proxy Statement to be filed with the SEC and is incorporated herein by reference.

Item 14. Principal Accountant Fees and Services

The information required by this Item will be included in the Company’s 2024 Proxy Statement to be filed with the SEC and is incorporated herein by reference.

PART IV

Item 15. Exhibit and Financial Statement Schedules

(a) Documents filed as part of this report

(1) Financial Statements

See “—Index to Consolidated Financial Statements” in Item 8 of this Annual Report on Form 10-K.

(2) Financial Statement Schedules

All financial statement schedules have been omitted since the required information is not applicable or is not present in amounts sufficient to require submission of the schedule, or because the information required is included on the consolidated financial statements and notes thereto.

(3) Exhibits

See exhibits listed under Part (b) below.

(b) Index of Exhibits

Exhibit No.	Description
2.1	Agreement and Plan of Merger by and among Spectrum Tracer Services, LLC, NCS Multistage Holdings, Inc., Pioneer Investment, Inc., Spartan Merger Sub, LLC and STSR LLC, dated as of August 30, 2017 (incorporated by reference to Exhibit 2.1 to the Company’s Current Report on Form 8-K filed on August 30, 2017).
3.1	Second Amended and Restated Certificate of Incorporation of NCS Multistage Holdings, Inc. (incorporated by reference to Exhibit 3.1 to the Company’s Current Report on Form 8-K (File No. 001-38071) filed on May 3, 2017).
3.2	Certificate of Amendment to the Second Amended and Restated Certificate of Incorporation of NCS Multistage Holdings, Inc (incorporated by reference to Exhibit 3.1 to the Company’s Current Report on Form 8-K (File No. 001-38071) filed on November 30, 2020).
3.3	Amended and Restated Bylaws of NCS Multistage Holdings, Inc. (incorporated by reference to Exhibit 3.2 to the Company’s Current Report on Form 8-K (File No. 001-38071) filed on May 3, 2017).
4.1	Description of Securities (incorporated by reference to Exhibit 4.1 to the Company’s Annual Report on Form 10-K (File No. 001-38071) filed on March 8, 2021).
4.2	Registration Rights Agreement (incorporated by reference to Exhibit 4.1 to the Company’s Current Report on Form 8-K (File No. 001-38071) filed on May 3, 2017).
10.1	Credit Agreement, dated as of May 3, 2022, by and among NCS Multistage Holdings, Inc., Pioneer Investment, Inc., NCS Multistage, LLC, NCS Multistage Inc., and the other loan parties thereto and JPMorgan Chase Bank, N.A. and the lenders party thereto (incorporated by reference to Exhibit 10.1 to the Company’s Current Report on Form 8-K filed on May 6, 2022).
10.2	Second Amended and Restated Credit Agreement, dated as of May 1, 2019, by and among NCS Multistage Holdings, Inc., Pioneer Intermediate, Inc., Pioneer Investment, Inc., NCS Multistage Inc., Wells Fargo Bank, National Association, Wells Fargo Bank, National Association, Canadian Branch, and the lenders party thereto (incorporated by reference to Exhibit 10.1 to the Company’s Current Report on Form 8-K filed on May 6, 2019).
10.3	Amendment No. 1 to Second Amended and Restated Credit Agreement, dated as of August 6, 2020, by and among NCS Multistage Holdings, Inc., Pioneer Intermediate, Inc., Pioneer Investment, Inc., NCS Multistage Inc., Wells Fargo Bank, National Association, Wells Fargo Bank, National Association, Canadian Branch, and the lenders party thereto (incorporated by reference to Exhibit 10.1 to the Company’s Current Report on Form 8-K/A filed on August 11, 2020).
† 10.4	Amended and Restated 2017 Equity Incentive Plan (incorporated by reference to Exhibit 10.1 to the Company’s Current Report on Form 8-K filed on May 26, 2023).
† 10.5	NCS Multistage Holdings, Inc. 2017 Equity Incentive Plan (“2017 Equity Incentive Plan”) (incorporated by reference to Exhibit 4.3 to the Company’s Registration Statement on Form S-8 (File No. 333-217516) filed on April 27, 2017).
† 10.6	NCS Multistage Holdings, Inc. Amended and Restated 2017 Equity Incentive Plan (incorporated by reference to Annex A to the Company’s Proxy Statement (File No. 001-38071) filed on April 21, 2020).

†	10.7	First Amendment to NCS Multistage Holdings, Inc. Amended and Restated 2017 Equity Incentive Plan (incorporated by reference to Annex B to the Company's Information Statement (File No. 001-38071) filed on November 10, 2020).
†	10.8	2012 Equity Incentive Plan of NCS Multistage Holdings, Inc. (formerly known as Pioneer Super Holdings, Inc.) (incorporated by reference to Exhibit 4.4 to the Company's Registration Statement on Form S-8 (File No. 333-217516) filed on April 27, 2017).
†	10.9	NCS Multistage Holdings, Inc. Employee Stock Purchase Plan for U.S. Employees (incorporated by reference to Exhibit 4.1 to the Company's Registration Statement on Form S-8 (File No. 333-220165) filed on August 25, 2017).
†	10.10	First Amendment to NCS Multistage Holdings, Inc. Employee Stock Purchase Plan for U.S. Employees (incorporated by reference to Exhibit 10.1 to the Company's Current Report on Form 8-K filed on November 19, 2018).
†	10.11	Second Amendment to NCS Multistage Holdings, Inc. Employee Stock Purchase Plan for U.S. Employees (incorporated by reference to Exhibit 10.2 to the Company's Quarterly Report on Form 10-Q (File No. 001-38071) filed on August 6, 2019).
†	10.12	NCS Multistage Holdings, Inc. Employee Stock Purchase Plan for Non-U.S. Employees (incorporated by reference to Exhibit 4.2 to the Company's Registration Statement on Form S-8 (File No. 333-220165) filed on August 25, 2017).
†	10.13	First Amendment to NCS Multistage Holdings, Inc. Employee Stock Purchase Plan for Non-U.S. Employees (incorporated by reference to Exhibit 10.2 to the Company's Current Report on Form 8-K filed on November 19, 2018).
†	10.14	Second Amendment to NCS Multistage Holdings, Inc. Employee Stock Purchase Plan for Non-U.S. Employees (incorporated by reference to Exhibit 10.3 to the Company's Quarterly Report on Form 10-Q (File No. 001-38071) filed on August 6, 2019).
†	10.15	Form of Restricted Stock Unit Award Agreement under the 2017 Equity Incentive Plan for directors (incorporated by reference to Exhibit 10.1 to the Company's Current Report on Form 8-K filed on March 4, 2019).
†	10.16	Form of Restricted Stock Unit Award Agreement under the 2017 Equity Incentive Plan for executives (incorporated by reference to Exhibit 10.9 to the Company's Annual Report on Form 10-K (File No. 001-38071) filed on March 9, 2018).
†	10.17	Form of Performance Stock Unit Award Agreement under the 2017 Equity Incentive Plan for executives (incorporated by reference to Exhibit 10.10 to the Company's Annual Report on Form 10-K (File No. 001-38071) filed on March 9, 2018).
†	10.18	Form of Stock Option Award Agreement under the 2017 Equity Incentive Plan for executives (incorporated by reference to Exhibit 10.11 to the Company's Annual Report on Form 10-K (File No. 001-38071) filed on March 9, 2018).
†	10.19	Form of Equivalent Stock Unit Award Agreement under the 2017 Equity Incentive Plan for executives (incorporated by reference to Exhibit 10.2 to the Company's Current Report on Form 8-K filed on March 4, 2019).
†	10.20	Form of Restricted Stock Unit Award Agreement under the 2017 Equity Incentive Plan for non-executives (incorporated by reference to Exhibit 10.7 to the Company's Quarterly Report on Form 10-Q (File No. 001-38071) filed on August 9, 2017).
†	10.21	Form of Stock Option Award Agreement under the 2017 Equity Incentive Plan for non-executives (incorporated by reference to Exhibit 10.14 to the Company's Registration Statement on Form S-1 (File No. 333-216580) filed on April 17, 2017).
†	10.22	Form of Equivalent Stock Unit Award Agreement under the 2017 Equity Incentive Plan for non-executives (incorporated by reference to Exhibit 10.17 to the Company's Annual Report on Form 10-K (File No. 001-38071) filed on March 8, 2019).
†	10.23	Employment Agreement between NCS Multistage Holdings, Inc. and Michael Morrison, dated as of October 6, 2022 (incorporated by reference to Exhibit 10.1 to the Company's Current Report on Form 8-K filed on October 13, 2022).
†	10.24	Amended and Restated Employment Agreement between NCS Multistage Holdings, Inc. and Ryan Hummer, dated as of July 27, 2022 (incorporated by reference to Exhibit 10.1 to the Company's Current Report on Form 8-K filed on August 1, 2022).
†	10.25	Amended and Restated Employment Agreement between NCS Multistage Holdings, Inc. and Tim Willems, dated as of August 3, 2017 (incorporated by reference to Exhibit 10.2 to the Company's Current Report on Form 8-K filed on August 9, 2017).
†	10.26	Employment Agreement between NCS Multistage Holdings, Inc. and James King, dated as of August 10, 2017 (incorporated by reference to Exhibit 10.29 to the Company's Annual Report on Form 10-K (File No. 001-38071) filed on March 8, 2021).
†	10.27	Employment Agreement between NCS Multistage Holdings, Inc. and Ori Lev, dated as of October 27, 2020 (incorporated by reference to Exhibit 10.30 to the Company's Annual Report on Form 10-K (File No. 001-38071) filed on March 8, 2021).

†	10.28	Form of Director Indemnification Agreement (incorporated by reference to Exhibit 10.6 to the Company's Registration Statement on Form S-1 (File No. 333-216580) filed on April 17, 2017).
	10.29	Subscription Agreement, dated as of December 22, 2015, by and between NCS Multistage Holdings, Inc. (formerly known as Pioneer Super Holdings, Inc.) and Advent-NCS Acquisition Limited Partnership (incorporated by reference to Exhibit 10.2 to the Company's Registration Statement on Form S-1 (File No. 333-216580) filed on March 9, 2017).
*	21.1	List of subsidiaries of the Company.
*	23.1	Consent of Grant Thornton LLP.
*	31.1	Certification of Chief Executive Officer Pursuant to Section 302 of the Sarbanes-Oxley Act of 2002.
*	31.2	Certification of Chief Financial Officer Pursuant to Section 302 of the Sarbanes-Oxley Act of 2002.
**	32.1	Certification of Chief Executive Officer Pursuant to Section 906 of the Sarbanes-Oxley Act of 2002.
**	32.2	Certification of Chief Financial Officer Pursuant to Section 906 of the Sarbanes-Oxley Act of 2002.
*	97.1	Incentive-Based Compensation Recovery Policy, dated October 26, 2023.
***	101.INS	XBRL Instance Document
***	101.SCH	XBRL Taxonomy Extension Schema
***	101.CAL	XBRL Taxonomy Extension Calculation Linkbase
***	101.DEF	XBRL Taxonomy Extension Definition Linkbase
***	101.LAB	XBRL Taxonomy Extension Label Linkbase
***	101.PRE	XBRL Taxonomy Extension Presentation Linkbase
***	104	Cover Page Interactive Data File (formatted in iXBRL and contained in Exhibit 101)

- † Management contracts or compensatory plans or arrangements.
* Filed herewith.
** Furnished herewith.
*** Submitted electronically with this Report.

Item 16. Form 10-K Summary

None.

SIGNATURES

Pursuant to the requirements of Section 13 or 15(d) of the Securities Exchange Act of 1934, the registrant has duly caused this report to be signed on its behalf by the undersigned, thereunto duly authorized.

Date: March 8, 2024

NCS Multistage Holdings, Inc.

By: /s/ Mike Morrison
Mike Morrison
Chief Financial Officer and Treasurer

Pursuant to the requirements of the Securities and Exchange Act of 1934, this report has been signed below by the following persons on behalf of the registrant and in the capacities indicated on March 8, 2024.

<u>Signature</u>	<u>Title</u>
<u>/s/ Ryan Hummer</u> Ryan Hummer	Chief Executive Officer and Director (Principal Executive Officer)
<u>/s/ Mike Morrison</u> Mike Morrison	Chief Financial Officer and Treasurer (Principal Financial Officer)
<u>/s/ Dewayne Williams</u> Dewayne Williams	Vice President and Controller (Principal Accounting Officer)
<u>/s/ Michael McShane</u> Michael McShane	Chairman
<u>/s/ John Deane</u> John Deane	Director
<u>/s/ Matthew Fitzgerald</u> Matthew Fitzgerald	Director
<u>/s/ Gurinder Grewal</u> Gurinder Grewal	Director
<u>/s/ David McKenna</u> David McKenna	Director
<u>/s/ Valerie Mitchell</u> Valerie Mitchell	Director
<u>/s/ Robert Nipper</u> Robert Nipper	Director
<u>/s/ W. Matt Ralls</u> W. Matt Ralls	Director



NCS MULTISTAGE

19350 State Highway 249
Suite 600
Houston, Texas 77070

281.453.2222
ir@ncsmultistage.com
ncsmultistage.com

Nasdaq: **NCSM**